

Heterocycles from Alkylidenecyclopropanes

Alberto Brandi,* Stefano Cicchi, Franca M. Cordero, and Andrea Goti

Dipartimento di Chimica Organica "Ugo Schiff", Polo Scientifico, Università degli Studi di Firenze, Via della Lastruccia 13, I-50019-Sesto Fiorentino, Italy

Received June 19, 2002

Contents

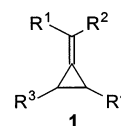
I. Introduction	1213
II. Heterocycles from [4+2] Cycloadditions	1214
A. Alkylidenecyclopropanes as Dienophiles	1214
1. Intermolecular Cycloadditions	1214
2. Intramolecular Cycloadditions	1217
B. Alkylidenecyclopropanes as Dienes	1218
1. Intermolecular Cycloadditions	1218
2. Intramolecular Cycloadditions	1220
III. Heterocycles from [3+2] Cycloadditions	1220
A. Nitrones	1220
B. Nitrile Oxides	1228
C. Azides	1231
D. Diazoalkanes	1232
E. Nitrile Ylides	1233
F. Ozone	1233
G. Trimethylenemethane Chemistry	1233
1. Thermal- and Photochemical-Induced Reactions	1233
2. Metal-Induced Reactions	1240
IV. Heterocycles from [4+1] Cycloadditions	1246
V. Heterocycles from [2+2] Cycloadditions	1246
VI. Heterocycles from [2+1] Cycloadditions	1247
VII. Heterocycles from Thermal Rearrangements of Alkylidenecyclopropanes	1249
VIII. Heterocycles from Metal-Mediated Reactions	1250
IX. Heterocycles from the Nucleophilic Addition to Alkylidenecyclopropanes	1260
X. Heterocycles from Radical Cyclizations	1261
XI. Conclusions	1265
XII. References	1265

I. Introduction

Heterocyclic compounds, which represent almost two-thirds of all the known organic compounds, include some of the most significant for human beings. It is not surprising, therefore, that this class of compounds has received special attention by chemists of different origin to provide selective synthetic access to the enormous variety of structural features typical of this class.

The scope of this review is to collect and analyze the methods that make use of strained alkylidene-

Chart 1




cyclopropanes¹ (ACPs) **1** to produce heterocyclic compounds. Doing this, we are confident of making a useful contribution to the organic chemistry community because, despite the huge literature already available on these rather sophisticated olefins, their employment in the synthesis of heterocyclic compounds has been only barely examined before and it is time to propose a comprehensive review that will present the state of the art.

Alkylidenecyclopropanes **1**, including the parent compound methylenecyclopropane (MCP, **2**), are highly strained molecules, but at the same time, most of them are so stable that they can be used in many synthetic applications. The high energy incorporated in these compounds, associated with a large structural differentiation available, confers an enormous potential in organic syntheses that has been only partially disclosed in the past decades.²

Numerous efficient and straightforward syntheses of different types of alkylidenecyclopropanes have appeared in the literature, and the matter has been thoroughly reviewed.¹

The most typical reactivity of alkylidenecyclopropanes is their involvement in cycloaddition reactions.^{3,4} In fact, as strained alkenes, they can be substrates for Diels–Alder or 1,3-dipolar cycloadditions. Moreover, an alkylidenecyclopropane is a synthetic equivalent of trimethylenemethane (TMM), a reactive species that, due to the work of Binger⁴ and Trost,⁵ can be considered an all-carbon 1,3-dipole. The synthesis of heterocycles using these processes essentially rests on the use of reactive partners containing one or more heteroatoms. A high molecular diversity is realized through the many possible combinations and will be analyzed accordingly. Dealing with cycloaddition processes, we will avoid any discrimination between the concerted or stepwise nature of the processes, only mentioning this difference during the discussion. To limit the analysis, only examples in which the heteroatom is directly involved in the reacting moiety will be taken into account and not in rings fused or linked to the reacting moiety.

* Corresponding author. Tel: +39 055 4573485. Fax: +39 055 4573572. E-mail: alberto.brandi@unifi.it.



Alberto Brandi was born in Florence in 1951. He received a doctorate in chemistry in 1975 from the University of Florence, became a CNR fellow in 1978, and in 1980 was Ricercatore Universitario at the Department of Organic Chemistry of University of Florence. From 1982 to 1984 he was a NATO fellow with Professor Barry M. Trost at the University of Wisconsin—Madison and from 1987 to 1990 was Associate Professor at the University of Basilicata-Potenza. In 1990, he returned to the University of Florence, where in 1994 he became Professor of Organic Chemistry in the Faculty of Science. From 2001, he has been head of the Department of Organic Chemistry “U. Schiff” of the University of Florence. Recent research interests include the chemistry of strained heterocycles spiro-fused with small rings, stereoselective 1,3-dipolar cycloadditions of enantiopure nitrones for asymmetric syntheses of alkaloids and biologically active aza-heterocycles, and synthesis of peptidomimetics.



Stefano Cicchi, born in Firenze in 1963, is a researcher at the Organic Chemistry Department of the University of Firenze. He received his Laurea in chemistry in 1989 from the University of Firenze and in 1992 his doctoral degree in synthetic organic chemistry with work on 1,3-dipolar cycloaddition reactions of nitrones with phosphinylalkenes. He was CNR fellow from 1993 to 1995 with Dr. Claudio Bianchini (ICCOM-CNR, Firenze). He spent a research period in the laboratories of Prof. Bernd Giese (Basel, Switzerland, 1991) and Prof. Pedro Merino (Zaragoza, E, 2002). His research interests concern new synthetic methods and strategies for the synthesis of heterocycles with biological activity, the synthesis and study of new dendrimeric materials, and the chemistry of small rings.

The reader can mentally make this logical variation extending the ample possibilities offered by the chemistry for the synthesis of heterocyclic compounds.

II. Heterocycles from [4+2] Cycloadditions

Despite the large body of Diels–Alder cycloadditions in organic synthesis, alkylidenecyclopropanes are still underestimated as valuable partners in these reactions. A recent review gives an overview of the known literature.³ Even less is, therefore, produced



Franca M. Cordero is a researcher at the Organic Chemistry Department of the University of Firenze. She received her Laurea in chemistry in 1988 from the University of Firenze and her doctoral degree in synthetic organic chemistry four years later, from the same institution. She spent one year at Stanford University in Prof. B. M. Trost's research group (1990–1991) and some months at the University of Paris-Sud in Prof. J. Salaün's research group (1997). Her research interests include the development and application of new synthetic methods and strategies for the synthesis of biologically active aza heterocyclic compounds and peptidomimetics, stereoselective synthesis based on 1,3-dipolar cycloaddition reactions, and chemistry of strained small rings.



Andrea Goti was born in Firenze, Italy, in 1957. He studied at the University of Firenze, where he earned his doctoral degree in chemistry in 1982, under the supervision of Professor F. De Sarlo. He was a CNR Postdoctoral Fellow at Princeton University with Professor M. F. Semmelhack (1987) and a Vigoni Visiting Researcher at the Georg-August University of Göttingen (Germany) with Professor A. de Meijere (1994). From 1985 to 1998 he was a Researcher at the Consiglio Nazionale delle Ricerche, Centro di Studio sulla Chimica e la Struttura dei Composti Eterociclici e loro Applicazioni (CSCEA) in Firenze. In 1998, he was appointed Associate Professor at the University of Firenze, where he was nominated Full Professor (Professore Straordinario) in 2002. His current research projects focus on stereoselective organic synthesis based on 1,3-dipolar cycloaddition chemistry, synthetic applications of organometal derivatives, synthesis of biologically active natural and non-natural products, new oxidation methods, and green chemistry.

in the field of heterocyclic chemistry. In principle, alkylidenecyclopropanes can both behave as dienophiles or, when properly substituted, as dienes to afford heterocycles, and the two aspects will be addressed separately.

A. Alkylidenecyclopropanes as Dienophiles

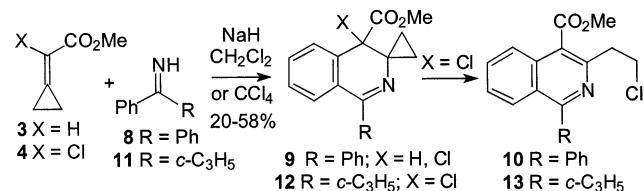
1. Intermolecular Cycloadditions

The parent methylenecyclopropane (**2**), according to its limited use as a dienophile in Diels–Alder

cycloadditions,⁶ is not known to undergo hetero [4+2] cycloadditions. Examples of the use of alkylidene-cyclopropanes as dienophiles are also very limited in the literature and refer mainly to more sophisticated substrates such as cyclopropylideneacetates **3** and **4**, bicyclopropylidene (**5**), 2-cyclopropylideneimidazolidine **6**, or 2,2-difluoromethylenecyclopropane (**7**).

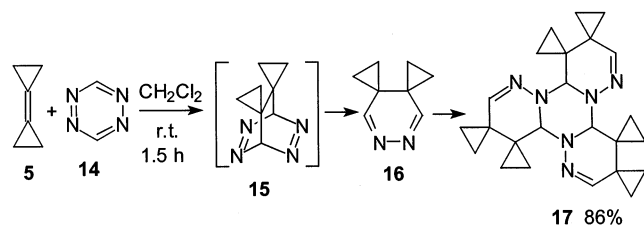
The hetero Diels–Alder cycloaddition of imines **8** and **11** with 2-chlorocyclopropylideneacetate (**4**) gave directly the isoquinolines **10** (R = Ph) and **13** (R = *c*-C₃H₅) (up to 58%), respectively.⁷ The driving force of aromatization facilitates the cyclopropylmethyl chloride/homoallyl chloride rearrangement. When the chloride is absent, the spirocyclopropane product **9** (R = Ph, X = H), derived from dehydrogenation of the primary adduct, can be isolated (Scheme 1).

Scheme 1



Bicyclopropylidene⁸ (**5**), in contrast to the parent MCP (**2**), gives [4+2] cycloadditions very easily. **5** is a unique olefin, combining the structural features of a tetrasubstituted ethylene and two methylenecyclopropane units.⁹ The central C=C bond imparts properties that more closely resemble those of the central double bond in butatriene than of that in a simple tetrasubstituted ethylene. Apparently, **5** undergoes [4+2] cycloadditions with inverse electron demand more readily than normal Diels–Alder reactions,³ in accord with its high-lying HOMO.^{9,10} 1,2,4,5-Tetrazine (**14**) and its derivatives as electron-deficient cycloaddends undergo cycloadditions with **5** very smoothly at room temperature. The colorless crystalline product isolated in 86% yield is a mixture of at least two stereoisomeric compounds **17**, trimers of the 8,9-diazadispiro[2.0.2.4]deca-7,9-diene (**16**) evidently formed via the normal [4+2]-cycloadduct **15** after nitrogen extrusion (Scheme 2).¹¹ Several

Scheme 2

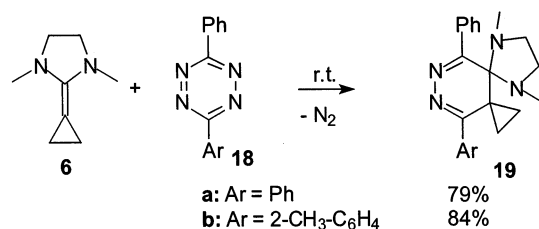


attempts to trap the monomeric **16**, which should be in equilibrium with **17**,¹² as a cycloadduct with a second molecule of **5** were unsuccessful even at high temperatures in chloroform (70 °C) or toluene-*d*₈ (150 °C).¹¹

The highly reactive 2-cyclopropylideneimidazolidine **6** reacts rapidly at room temperature with diaryl-substituted 1,2,4,5-tetrazines **18** to give the dispiro products **19** via a two-step hetero Diels–Alder reaction followed by elimination of nitrogen. The

unsymmetrically substituted tetrazine **18b** afforded the single regioisomer **19b** in 84% yield (Scheme 3).¹³

Scheme 3



Apart from these three examples of hetero Diels–Alder, all the other examples refer to the use of furans or thiophene *S*-oxides as dienes.

The substitution of two, or more, ring protons of MCP with fluorine atoms seems to improve dramatically the dienophilic reactivity of the exocyclic double bond. 2,2-Difluoromethylenecyclopropane (**7**) is quite a reactive dienophile in Diels–Alder cycloadditions¹⁴ and with furan (**20**) is able to form spirofused heterocyclic adducts (Scheme 4). The endo/exo selec-

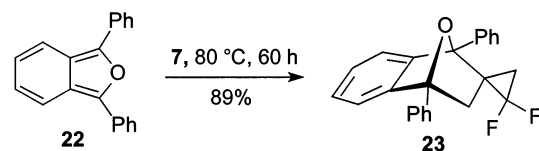
Scheme 4



tivity of the CF₂ is in favor of the endo adduct, and it is larger for furan compared to cyclopentadiene, probably to minimize dipolar interactions, in the transition state, between oxygen and fluorine.

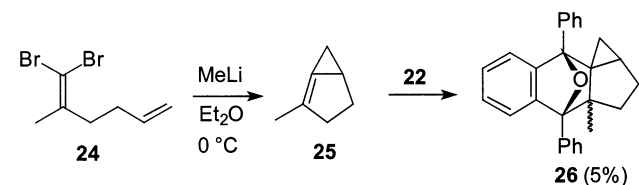
Analogously, diphenylisobenzofuran **22** reacted with **7** to give only the endo isomer **23** (Scheme 5).¹⁴

Scheme 5



The highly strained alkylidenecyclopropane 2-methylbicyclo[3.1.0]hex-1-ene (**25**), formed by cyclization of the carbenoid generated from dibromide **24** at 0 °C, gave, in the presence of an excess of 1,3-diphenylisobenzofuran (**22**), a very small amount (5%) of a 2:1 mixture of diastereoisomeric Diels–Alder adducts **26** (Scheme 6).¹⁵ The parent furan (**20**)

Scheme 6

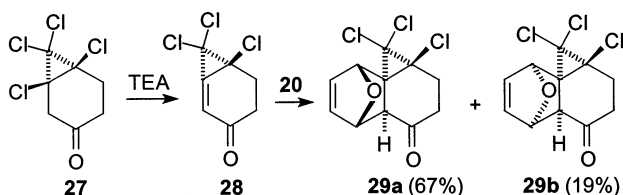


does not capture **25** even when used as solvent for the carbenoid cyclization.

Dehydrochlorination of the bicycloheptanone **27** afforded the unstable alkylidenecyclopropane **28**,

which was trapped by furan (**20**) to give the diastereomeric adducts **29a** and **29b** in 78:22 ratio (Scheme 7).¹⁶

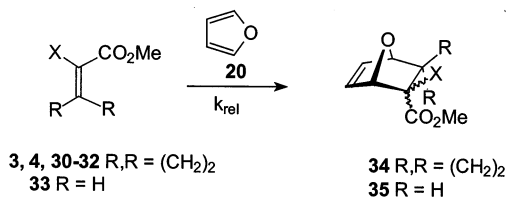
Scheme 7



Alkylidenecyclopropanes substituted with electron-withdrawing groups were more extensively studied because of their higher reactivity. 2-Hetero-substituted 2-cyclopropylideneacetates, as ring-strained activated acrylates, are highly reactive dienophiles in Diels–Alder reactions but are also powerful Michael acceptors. The reactivity of these compounds is enhanced by the same strain release both in Diels–Alder cycloadditions and in 1,4-additions, and indeed the borderline between tandem Michael addition–cyclization and Diels–Alder cycloaddition is not well-defined in many cases.

The relative reactivities of several of these 2-hetero-substituted 2-cyclopropylideneacetates **4** and **30–32** as well as of the parent 2-cyclopropylideneacetate **3** and acrylate **33** toward furan (**20**) were determined by competition experiments^{7a} (Table 1). The *endo/exo* selectivity is low but in accordance with that of simple acrylic esters.

Table 1. Relative Rates of Reaction of Cyclopropylideneacetates **3, **4**, and **30–32** and Acrylic Ester **33** with **20****



entry	cpd	R, R	X	product	relative rates (<i>endo/exo</i> ^a)
1	3	CH ₂ –CH ₂	H	34a	4 (5.6)
2	30	CH ₂ –CH ₂	F	34b	3 (0.5)
3	4	CH ₂ –CH ₂	Cl	34c	16 (1.4)
4	31	CH ₂ –CH ₂	Br	34d	16 (1.1)
5	32	CH ₂ –CH ₂	N ₃	34e	27 (2.8)
6	33	H, H	H	35	1 (1.3)

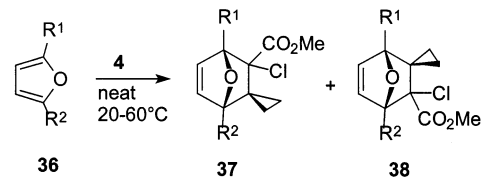
^a The *endo/exo* designation relates to the position of the CO₂Me group.

The diastereomeric Diels–Alder adducts **34a–34d** were isolated in yields ranging from 43 to 72%. The unstable azido derivative **32** did not add to furan under thermal conditions but afforded *endo/exo*-**34e** in 16% yield under 10 kbar pressure.¹⁷

Furans react readily with **4** in [4+2] cycloadditions, but the reactivity depends on the substitution pattern of the heterocyclic diene. Whereas the parent furan (**20**) reacts with neat **4** at 45 °C affording excellent yields (90%) of a 1.4:1 *endo/exo* mixture of cycloadducts **34c** (Table 1, entry 3),¹⁸ and 2-methylfuran

(**36a**) afforded the corresponding *endo*-**37a** and *exo*-**37a** as a 1.5:1 mixture in 76% yield (Table 2, entry 1), 2,5-dimethylfuran (**36b**) reacted much more slowly and, after 120 h, gave only 5% conversion to *endo/exo*-**37b** (2:1) (Table 2, entry 2).

Table 2. Diels–Alder Additions of Furans **36a–e to Methyl 2-Chloro-2-cyclopropylideneacetate (**4**)**

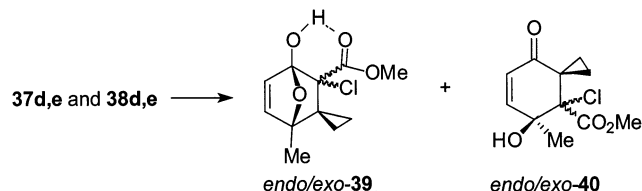


entry	36	R ¹	R ²	yield ^a (%)	product ratio ^b			
					<i>endo</i> - 37 ^c	<i>exo</i> - 37 ^c	<i>endo</i> - 38 ^c	<i>exo</i> - 38 ^c
1	a	Me	H	76	1.5	1		
2	b	Me	Me	72	2	1		
3	c	OMe	H	25 (95) ^d	1.2	1		
4	d	OSiMe ₃	Me	8.6 (81) ^d	8	2	1	0.5
5	e	OMe	Me	48 (78) ^d	10	3	1	0.3

^a Combined yields of isolated products, based on consumed **4**. ^b Taken from ¹H NMR spectra of crude products. ^c *Endo/exo* ratio refers to CO₂Me group. ^d Yield of crude product, purity 95%, as mixture of isomers.

The added methyl group in **36b** probably interacts with the cyclopropyl ring of **4**, increasing the energy of the transition state. Only upon heating at 60 °C was the reaction complete within 12 h (Table 2).¹⁸ The corresponding cycloadducts *endo*-**37c** and *exo*-**37c** of 2-methoxyfuran (**36c**), formed in 1.2:1 ratio, turned out to be extremely hydrolyzable. They apparently underwent facile hydrolytic cleavage and decomposition on silica gel or alumina to give a complex mixture of products. 2-Methyl-5-(trimethylsilyloxy)furan (**36d**) underwent smooth Diels–Alder reaction with **4** at room temperature to give all four possible cycloadducts *endo*-**37d**, *exo*-**37d**, *endo*-**38d**, and *exo*-**38d** in 8:2:1:0.5 ratio (Table 2), but extensive hydrolytic decomposition occurred as well on purification by silica gel chromatography. Mixtures of diastereomeric hydrolyzed products **39** and **40** (Scheme 8)¹⁸ were also obtained from cycloadducts

Scheme 8

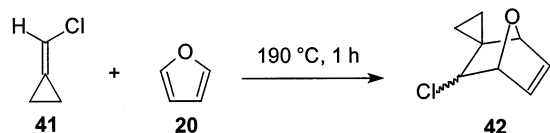


of furans **36d** and **36e** on purification by column chromatography on both silica gel and neutral alumina. The hydrolysis was avoided by addition of triethylamine (3–5%) to the eluent for chromatography, and compounds *endo/exo*-**37e** and *endo/exo*-**38e** could be separated without decomposition in this way. Attempts to enhance the *endo* selectivity by performing the reaction between **36e** and **4** in the presence of various Lewis acids failed. Experiments

carried out with furan (**20**) and **4** under high pressure (8–10 kbar) also did not indicate a significant increase in *endo* selectivity. The major isomers *endo*-**37d** and *endo*-**37e** have been transformed to a potential intermediate for the synthesis of the anti-tumor sesquiterpene illudin M.^{7a,18,19}

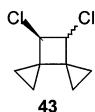
Chloromethylenecyclopropane (**41**) is much less reactive than **4** and underwent [4+2] cycloaddition reactions at 190 °C in the presence of a large excess of furan (**20**) to give mixtures of *endo*- and *exo*-**42** (Scheme 9).²⁰

Scheme 9



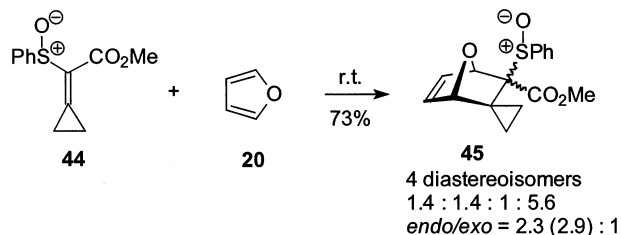
Without a large excess of 1,3-diene, the formation of *cis* and *trans* head-to-head dimer **43** competed. The composition of the reaction mixture depends on the reaction time, as an equilibration by a reversal of the [4+2] cycloaddition is likely to take place.²⁰

Chart 2



The 2-phenylsulfonyl ester **44**, which had been prepared in racemic form, rapidly cycloadditioned to **20** at room temperature, albeit with low stereoselectivity (Scheme 10).²¹

Scheme 10

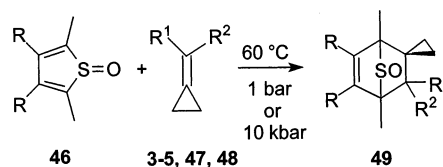


Thiophene *S*-oxides **46** react readily with ACPs with one or two electron-withdrawing groups on the exocyclic position to give only one diastereoisomer **49** (Table 3).²²

Bicyclopopylidene (**5**) showed a low reactivity toward heterocyclic dienes **46a** and **46b** at ambient pressure but afforded cycloadducts **49e** and **49f** under high pressure (10 kbar) (Table 3).²² The Wittig olefination of cyclopropanone hemiacetal **51** with stabilized phosphoranes **50** was used to generate in situ monosubstituted alkylidenecyclopropanes, which were trapped by thiophene derivatives **46** (Table 4).²²

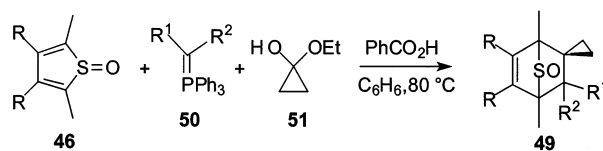
Other examples of Diels–Alder reactions involving cyclopropylideneacetates **3** and **4** in Pd-catalyzed

Table 3. Diels–Alder Additions of Thiophene *S*-Oxides **46 to Methylenecyclopropanes **3–5**, **47**, and **48****



entry	R	R ¹	R ²	yield (%)	
				1 bar	10 kbar
1	46a Bn	4 CO ₂ Me	Cl	49a 60	92
2	46b CH ₂ C ₆ H ₄ - <i>p</i> - <i>t</i> Bu	47 CO ₂ Et	H	49b 85	
3	46a Bn	48 CO ₂ H	H	49c 50	
4	46c Br	3 CO ₂ Me	H	49d 67	
5	46b CH ₂ C ₆ H ₄ - <i>p</i> - <i>t</i> Bu	5 -(CH ₂ CH ₂)-		49e	48
6	46a Bn	5 -(CH ₂ CH ₂)-		49f	43

Table 4. Diels–Alder Additions of Thiophene *S*-Oxides **46 to in Situ-Generated ACPs**



entry	R	R ¹	R ²	yield (%)	
1	46b CH ₂ C ₆ H ₄ - <i>p</i> - <i>t</i> Bu	50a CPh	H	49g 90	
2	46a Bn	50b COC ₆ H ₄ - <i>p</i> -Cl	H	49h 91	
3	46a Bn	50c COMe	H	49i 52	
4	46a Bn	50d CN	H	49j 71	
5	46d C ₆ H ₄ - <i>p</i> -OMe	50e CO ₂ Et	H	49k 67	

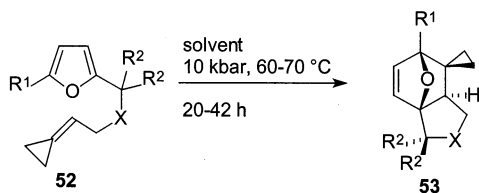
domino processes aimed at the synthesis of heterocycles are reported in section VIII.

2. Intramolecular Cycloadditions

The furfuryl derivatives **52**, with an allyl ether (X = O) or allylamine (X = NMe) type chain linked to an ACP moiety, readily undergo intramolecular Diels–Alder reactions at 10–12 kbar to yield spirocyclopropane-annulated tricyclic structures **53** in excellent yields and with high diastereoselectivity (Table 5).²³

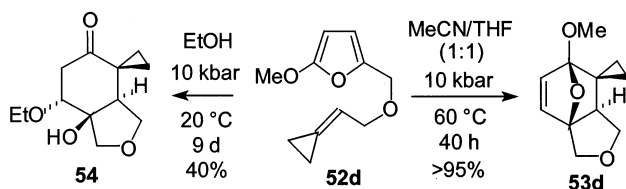
At ambient pressure, **52a** did not undergo intramolecular [4+2] cycloaddition even at temperatures up to 150 °C. The use of Lewis acids to promote the Diels–Alder reactions was only marginally successful. In contrast, on exposing the furan derivatives **52** to high pressure (10 kbar) in 0.1–0.5 M solutions at 60–70 °C, a clean cycloaddition took place (Table 5).

While most reactions proceed cleanly in the solvent mixture acetonitrile/tetrahydrofuran (1:1), allyl ether **52a** showed the cleanest reaction in ethanol containing 4% of water, with the highest yield up to 100%. The allylamide **52f** in acetonitrile/tetrahydrofuran reacted more slowly, similarly to the allylamine **52e**, both giving lower yield of products **53e** and **53f** (Table 5, entries 5 and 6). The transformation of allylamine **52e** was also attempted in ethanol or in dichloromethane but always gave rise to complex mixtures

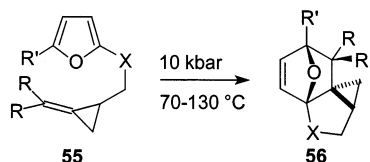
Table 5. Intramolecular Diels–Alder Reactions under High Pressure of Furfuryl-Substituted ACPs 52

entry	starting material	X	R ¹	R ²	product	yield (%)
1	52a	O	H	H	53a	>95
2	52b	O	H	Me	53b	>95
3	52c	O	Me	H	53c	74
4	52d	O	OMe	H	53d	>95
5	52e	NMe	H	H	53e	50
6	52f	NMe	H	=O	53f	55

of products of high polarity. In an attempt to cyclize the 5-methoxyfuran derivative **52d** in ethanol under 10 kbar pressure at room temperature, the bicyclic ketone **54** was isolated instead of the expected tricyclic system **53d**. However, in acetonitrile/tetrahydrofuran at 60 °C, **53d** was obtained in virtually quantitative yield (Scheme 11).²³

Scheme 11

A number of bicyclopopylidene and methylenecyclopropane derivatives linked with furan units underwent an intramolecular cycloaddition under high pressure (Table 6).²⁴

Table 6. Intramolecular Diels–Alder Reactions under High Pressure of Furfuryl-Substituted ACPs 55

entry	55	X	R, R	R'	56	yield (%)
1	a	CH ₂	CH ₂ –CH ₂	H	a	32
2	b	CH ₂	CH ₂ –CH ₂	OMe	b	>95
3	c	CH ₂ O	CH ₂ –CH ₂	H	c	42–46
4	d	Si(Me) ₂ O	CH ₂ –CH ₂	H	d	83
5	e	CH ₂	H, H	H	e	82
6	f	CH ₂ O	H, H	H	f	47–50
7	g	Si(Me) ₂ O	H, H	H	g	25

All the intramolecular Diels–Alder reactions of tethered ACP derivatives **52** and **55** proceeded with complete diastereoselectivity.^{23,24}

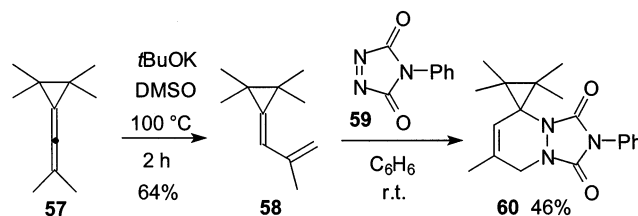
B. Alkylidenecyclopropanes as Dienes

1. Intermolecular Cycloadditions

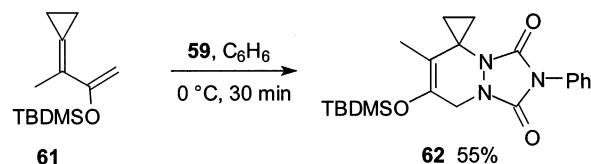
Allylidenecyclopropanes exhibit a good reactivity as dienes, especially toward activated dienophiles

higher than 1,1-disubstituted-1,3-dienes, which are quite unreactive in Diels–Alder reactions. Likely, the strain present in the alkylidenecyclopropane moiety is responsible for the reactivity enhancement observed in these compounds. The reaction has led to polycyclic compounds with complex structures.^{3,25} Cycloadditions leading to heterocycles are more limited.

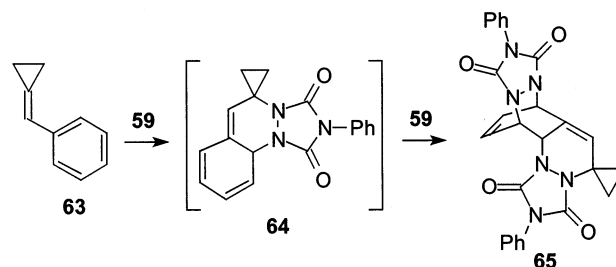
2-Methyl-3-(tetramethylcyclopropylidene)propene (**58**), obtained by isomerization of allene **57** with potassium *tert*-butoxide, added to 4-phenyl-1,2,4-triazoline-3,5-dione (PTAD, **59**) at room temperature to give the Diels–Alder adduct **60** in 46% yield (Scheme 12).²⁶

Scheme 12

The 2-(*tert*-butyldimethylsilyloxy)allylidenecyclopropane **61** underwent a facile cycloaddition to the same dione **59** to form the cycloadduct **62** in 55% yield²⁷ (Scheme 13).

Scheme 13

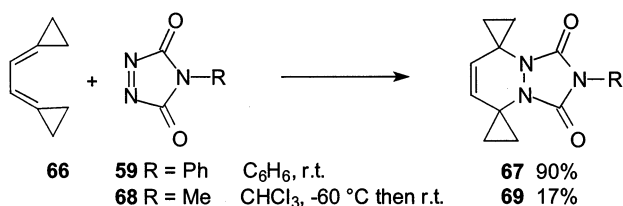
Benzylidenecyclopropane (**63**) reacted rapidly with **59** to form the 2:1 adduct **65** (Scheme 14). The formation of **65** was proposed to occur via the primary adduct **64**.²⁸

Scheme 14

The reaction of bis(cyclopropylidene)ethane (**66**) with PTAD (**59**) was instantaneous at room temperature in benzene, and the adduct **67** was obtained in 90% yield (Scheme 15).²⁹

When *N*-methyltriazolinedione **68** was added to **66** in chloroform at –60 °C, a rapid reaction occurred as judged by the immediate disappearance of the pink color of the dienophile. Surprisingly, however, the yield of isolated urazole **69** was quite low (17%) after chromatography on neutral alumina. No other recognizable substance could be isolated (Scheme 15).³⁰

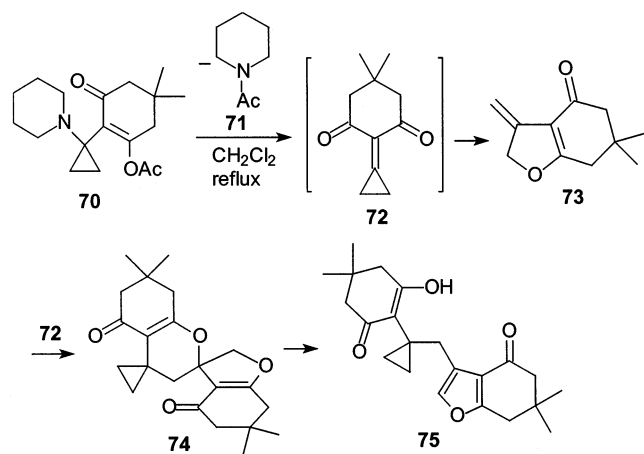
Scheme 15



The [4+2] cycloaddition of enones and electron-rich olefins is a well-known method for the synthesis of pyran derivatives.³¹ Methylene-cycloalkanediones³² have also been used extensively for this purpose.

The highly reactive cyclopropylidenedimedone **72**, generated in situ from acetylated (piperidinocyclopropyl)dimedone **70**, was trapped by [4+2] cycloaddition with electron-rich alkenes and alkynes. Without a trapping reagent, **72** rearranged to **73**, which is able to trap a second molecule of **72** by a [4+2] cycloaddition leading to **74**. A β -elimination generating an aromatic furan ring gives eventually **75** by simple heating in dichloromethane (Scheme 16). The pure spiro compound **74** could be isolated

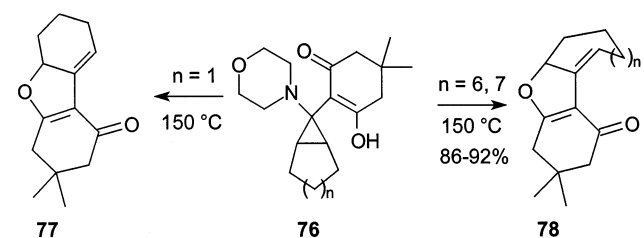
Scheme 16



in 44% yield; upon further heating, **74** isomerized quantitatively to the furan **75**.³³

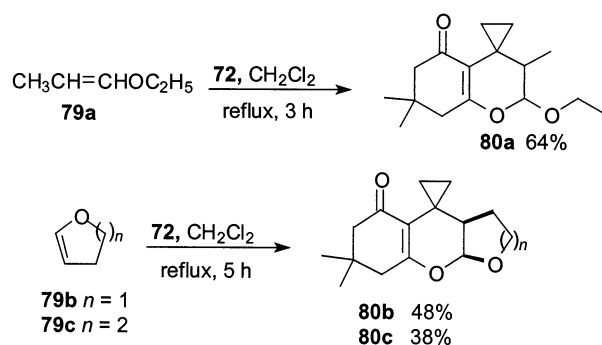
When the cyclopropane is fused with a cycle, the thermal rearrangement produces a tricyclic furan with ring enlargement of the fused cycle (Scheme 17).³⁴

Scheme 17



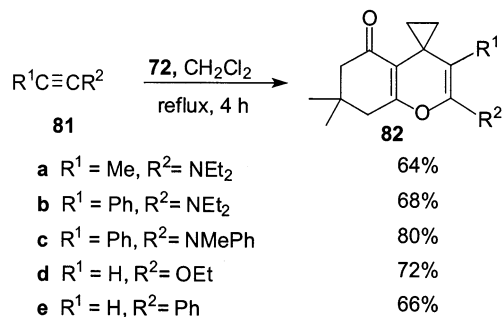
When **72** was generated in the presence of enol ethers **79**, [4+2] cycloadducts **80a–c** were isolated in good to moderate yields (Scheme 18).³³ The cycloadducts **80b** and **80c** proved to be formed as a single stereoisomer, with the two heterocyclic ring systems being cis-fused.

Scheme 18



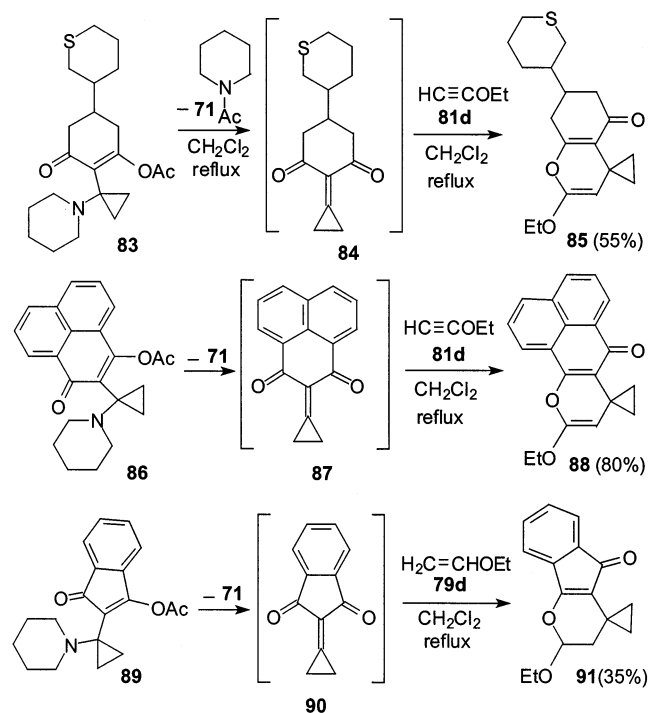
Cyclopropylidenedimedone **72** was trapped in a [4+2] cycloaddition also by the addition of ynamines **81a–81c**, ynether **81d**, and phenylacetylene (**81e**) to give cycloadducts **82a–82e** in good yields (Scheme 19).³⁵

Scheme 19



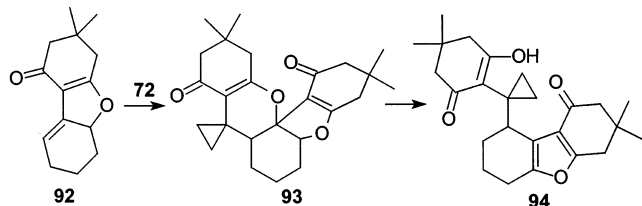
Analogously, 2-cyclopropylidene-1,3-diones **84**, **87**, and **90** generated by deamination of **83**, **86**, and **89**, respectively, reacted with ethoxyacetylene (**81d**) or ethyl vinyl ether (**79d**) to afford adducts **85**, **88**, and **91** (Scheme 20).³⁵

Scheme 20



When reacting with the methylenedihydrofuran derivative **92** as trapping reagent, **72** gave rise to a mixture of [4+2] cycloadduct **93** and furan **94**, which could be separated and obtained in 25 and 37% yields, respectively. Upon further heating the adduct **93**, with an unknown configuration, isomerized completely to the more stable product **94** (Scheme 21).³³

Scheme 21



2. Intramolecular Cycloadditions

Alkylidenecyclopropanes **99**, obtained by an intermolecular 1,3-dipolar cycloaddition of imidazolium, thiazolium, and pyridinium ylides **95** on the endo cyclopropene double bond of alkylidenecyclopropanes **96–98**, are prone to undergo an intramolecular hetero Diels–Alder reaction to give heterocyclic cage compounds **100** (Table 7).³⁶ The imidazolium methylides **95a,b** required reflux in EtOH or THF to give compounds **100a,b** (entries 1 and 2), whereas for thiazolium **95d** and pyridinium *N*-methylides **95f,g**, room temperature was already sufficient to give the corresponding cage compounds **100d–f** and **100h,i** in quantitative or good yields, respectively (entries 4–6, and 8 and 9).

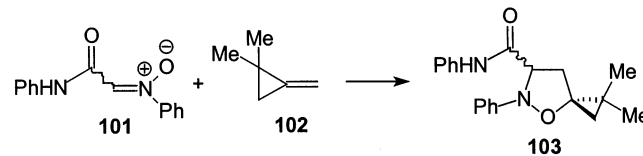
III. Heterocycles from [3+2] Cycloadditions

A. Nitrones

The cycloaddition of a nitron to an alkylidenecyclopropane is able to produce a spirocyclopropane isoxazolidine heterocycle in a regio- and stereoselective manner. The rich chemistry associated with this kind of heterocyclic ring, originating from the easy cleavage of the N–O bond followed by further chemi-

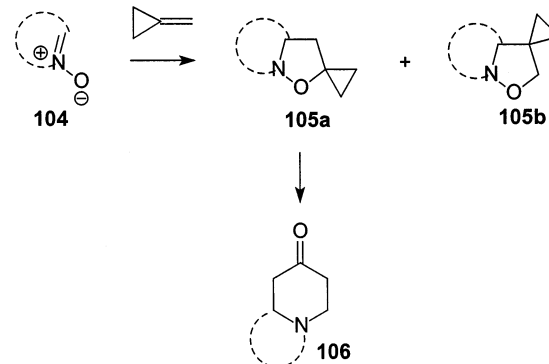
cal transformations, makes these reactions among the most studied of this class. The first example reported was the cycloaddition of *N*-(phenylamino-oxoethylidene)aniline *N*-oxide (**101**) to 2,2-dimethyl-methylenecyclopropane (**102**) which gave a single 5-spirocyclopropane fused regioisomer **103** (Scheme 22).³⁷

Scheme 22



The strong driving force to the study of these cycloadditions came from the discovery that 5-spirocyclopropane isoxazolidines **105a** (or the related isoxazolines) undergo thermal rearrangement resulting in the production of substituted tetrahydro- (or dihydro-) pyrid-4-ones **106**. In particular, cyclic nitrones gave ultimately *N*-bridgehead bicyclic ketones with the molecular skeleton found in many compounds of alkaloid families (Scheme 23).^{38–41}

Scheme 23













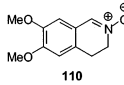
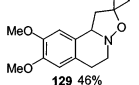
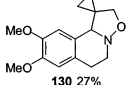
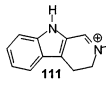
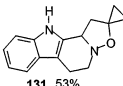
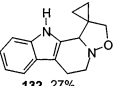





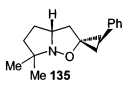
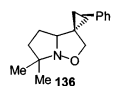
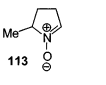
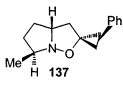
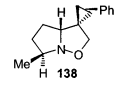
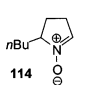

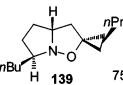
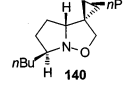


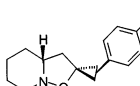
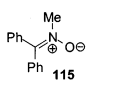






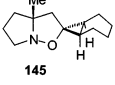
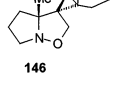
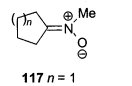


The cycloaddition of nitrones to MCP (**2**) gives generally a mixture of the regioisomeric 5-spiro-

Table 7. Reactions of Imidazolium, Thiazolium, and Pyridinium *N*-Methylides **95 with Alkylidenecyclopropanes **96–98****

entry	ylide	X	R ¹	R ²	reagent	R ³	R ⁴	products 100 yield (%)
1	95a	NMe	CN	CN	96	CN	Ph	a (76)
2	95b	NMe	CO ₂ Et	CO ₂ Et	96	CN	Ph	b (99)
3	95c	S	H	COPh	97	COMe	Me	c (93)
4	95d	S	CN	CN	97	COMe	Me	d (94)
5	95d	S	CN	CN	96	CN	Ph	e (100)
6	95d	S	CN	CN	98	CN	OEt	f (96)
7	95e	CH=CH	CN	CN	96	CN	Ph	g (16)
8	95f	CH=CH	CO ₂ Et	CO ₂ Et	96	CN	Ph	h (60)
9	95g	CH=CH	H	CO ₂ Me	96	CN	Ph	i (49)

cyclopropane **105a** and 4-spirocyclopropane **105b** isoxazolidines in a ratio ranging from >20:1 to 2:1 (Table 8).

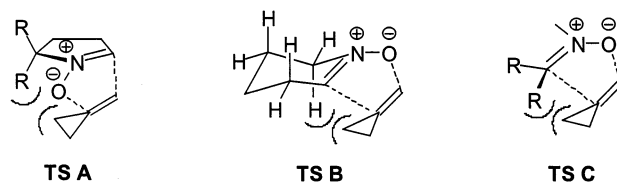
Table 8. Cycloadditions of Nitrones to MCPs

entry	nitron	MCP	5-spirocyclopropane isoxazolidine	4-spirocyclopropane isoxazolidine	Ref.
1					39
			70:30 83%		
2		2			39
			65:35 86%		
3		2			39
			90:10 69%		
4		2			39
			46%	27%	
5		2			39
			53%	27%	
6		2			42
			67:33 76%		
7					40
			67:33 76%		
8		119			40
			83:17 90%		
9					40
			75:25 76%		
10				-	39
			80%		
11		2		-	43
12		2			43
			85:15 78%		
13					43
			80:20 41%		
		2			43
14	117 n = 1		147 n = 1	42% 86:14	148 n = 1
15	118 n = 2		149 n = 2	40% 86:14	150 n = 2

The role of steric effects in determining the regioselectivity on the nitron side is evident. The remarkable difference in regioselectivity between the cycloadditions of nitrones **108** and **109** with **119** (Table 8, entries 7 and 8) is tangible proof.⁴⁰ Since the small difference between the two nitrones should only slightly affect the frontier orbital parameters, a steric effect must play an important role in the transition state. The second methyl group in nitron **108** points toward the approaching methylenecyclo-

propane in the transition state, thus hindering the approach that leads to the 5-spiro regioisomer (TS A, Chart 3). The six-membered-ring nitron **109** exhibits excellent regioselectivity in the cycloaddition (Table 8, entries 3 and 10), because the approach of MCP leading to the 4-spirocyclopropane regioisomer is somewhat hindered by the vicinal axial hydrogen (TS B, Chart 3).

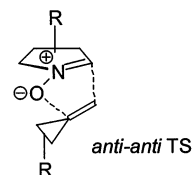
Chart 3. Selected Transition States for Cycloadditions of MCP to Five-Membered Nitron (TS A), Six-Membered Nitron (TS B), and Ketonitron (TS C), Showing Unfavorable Steric Interactions



Also, ketonitrones **115–118** give predominantly, or exclusively, 5-spiro regioisomers (Table 8, entries 11–15), due to a similar effect of the second substituent on the nitron carbon atom (TS C, Chart 3).⁴³

The cycloadditions of nitrones to methylenecyclopropanes **119–122** substituted on the ring (Table 8, entries 7–10 and 13) occur with high diastereofacial selectivity. The same diastereoselectivity is observed when a substituent is present on the nitron ring, as in nitrones **113** and **114** (Table 8, entries 8 and 9). The favored approach of the nitron and the substituted methylenecyclopropane, in each of the two possible regioisomeric transition states, is opposite from the nitron substituent and from the methylenecyclopropane substituent. The most favored anti–anti transition state produces the observed diastereoisomers (Chart 4). The only two

Chart 4



isomers formed, for each regioisomeric mode, must derive either from an anti–anti exo or anti–anti endo approach, where the exo/endo notation has been extended to the substitution at the cyclopropane ring carbon. The control of exo–endo selectivity is generally absent, as a consequence of the strong preference for the anti approach toward the substituent on the cyclopropyl ring.

The highly stereoselective addition of optically pure nitrones **151–153** gives rise to enantiopure 5-spirocyclopropane isoxazolidines in good yield (Table 9). The stereoselectivity of the cycloaddition of L-tartaric acid-derived nitrones **151a–d** depends on the size of the hydroxyl protecting group, ranging between 5:1 and 12:1 on passing from benzyl to TBDPS group.⁴⁴

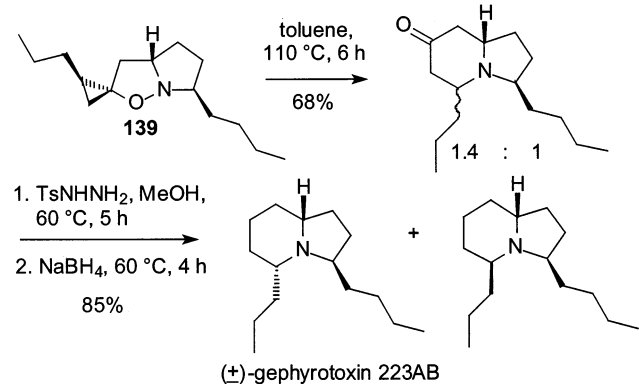
Table 9. Stereoselective Cycloadditions of Chiral Nitrones 151–153 to 2

entry	nitrone	5-spirocyclopropane isoxazolidine		4-spirocyclopropane isoxazolidine	Ref.
		<i>anti</i> -adduct	<i>syn</i> -adduct		
1	151a R = TBDPs	78%	6%	9%	44
2	151b R = <i>t</i> Bu	64%	8%	4%	42
3	151c R = TBDMs	70%	10%	8%	47
4	151d R = Bn	73%	15%	8%	44
5					45
	152	60%		10%	
	153				
6					46
	159	53%	17%	16%	
	160				
	161				

Again, the alkoxy group most proximal to the nitron functionality drives the *anti* approach of the dipolarophile. The reaction of monohydroxylated nitrone **152**, derived from *L*-malic acid, shows an even greater stereoselection, as the *syn* product is not even observed.⁴⁵ Ethoxycarbonyl-substituted nitrone **153** forms 5-spirocyclopropaneisoxazolidines **159** and **160** in a lower stereoselectivity (3:1), but this is rather likely a result of the *Z/E* configurational equilibrium of the nitrone.⁴⁶

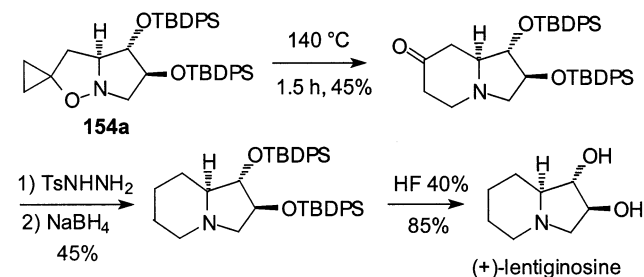
The configuration of stereocenters, introduced in isoxazolidines with the cycloaddition step, is not affected during the thermal rearrangement,⁴¹ and the overall cycloaddition/rearrangement process has been applied to the synthesis of natural products.

The indolizidine amphibian alkaloid (\pm)-gephyrotoxin 223AB was synthesized from **139** with the control of two out of three stereogenic centers (Scheme 24).⁴⁰

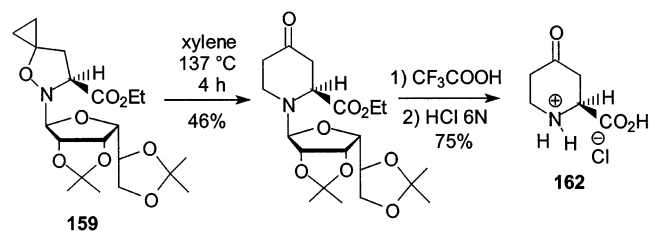
Scheme 24

Hydroxylated nitrones **151** and **152** afford, by subsequent thermal rearrangement of the adducts, a straightforward approach to polyhydroxylated indolizidines, inhibitors of glycosidases. The total *syn*-

thesis of (+)-lentiginosine is representative of the strategy (Scheme 25).⁴⁴

Scheme 25

Isoxazolidine **159** has been employed for a straightforward synthesis of the rare amino acid (2*S*)-4-oxopipercolic acid as its hydrochloride salt **162** (Scheme 26).⁴⁶

Scheme 26

The good reactivity of MCPs, together with the low regioselectivity, is rather unexpected on the grounds of a simple analysis of literature data of nitron cycloadditions. In fact, the related isobutene and its derivatives are well known to undergo 1,3-dipolar cycloadditions sluggishly.⁴⁸ Thus, there is no chance to obtain a cycloadduct from **108** and a trialkyl or tetraalkylethylene. On the other hand, the behavior of MCPs contrasts with that of 1,1-disubstituted ethylenes,^{49,50} and also with methylenecyclobutane,⁵¹ which form 5,5-disubstituted isoxazolidines in the reactions with nitrones in a complete regioselective fashion. These experimental findings clearly disclose a peculiar effect of a cyclopropylidene system both on reaction rates and on regioselectivity.

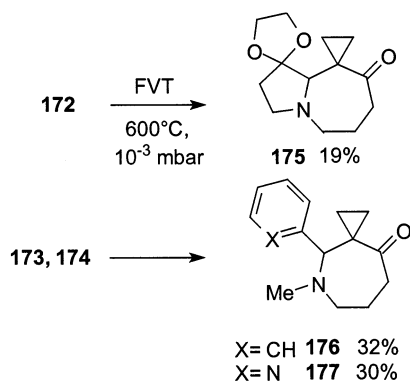
The tendency of the three-membered ring to end up at the 4-position of the final isoxazolidine ring clearly emerges from the cycloadditions to ACPs. Nitron **108** with alkyl-substituted ACPs **165** and **166** gives exclusively the 4-spirocyclopropane isoxazolidines **170** and **171** (Table 10, entries 2 and 3).⁵² When the substituent is phenyl (entry 1), only 5% of the 5-spirocyclopropane isoxazolidine is formed. Particularly remarkable is the regioselectivity of cycloaddition to cyclopropylidenecyclobutane (Table 10, entries 4–6).⁵³

The spirocyclobutane isoxazolidines **172–174** gave the azeponones **175–177** in moderate yield (Scheme 27) by thermal rearrangement under flash vacuum thermolysis (600 °C, 10⁻³ mbar),⁵³ in analogy with a thermal rearrangement observed previously for the nitron cycloadducts to methylenecyclobutanes.⁵¹

When electronic effects exerted by electron-withdrawing groups are involved, and this is the case in ACPs **3**, **4**, **47**, **183**, **184**, and **182**, a complete reversal

Table 10. Cycloadditions of Nitrones to ACPs with Alkyl and Phenyl Groups

entry	nitron	ACP	5-spirocyclopropane isoxazolidine	4-spirocyclopropane isoxazolidine	Ref.
1					52
				1 : 19 61%	
2	108		—		52
				38%	
3	108		—		52
				90%	
4			—		53
				48%	
			—		53
5	107	X=CH	—	X=CH 173 47%	53
6	164	X=N	—	X=N 174 85%	53

Scheme 27

of regioselectivity is observed, in agreement with the conjugate nucleophilic attack nature of the nitron cycloaddition (Table 11). Moreover, this regioselectivity is the same as that observed in the reactions of the related methyl 3,3-dimethylacrylate with nitrones, namely, total regioselective formation of the 4-methoxycarbonyl adduct.⁵⁷ The high regioselectivity of these dipolarophiles is also accompanied, as expected, by a higher reactivity. Apart from cyclopropylidenechloroacetates **4** and **184**, the diastereoselectivity of the cycloadditions is only moderate and is clearly the result of an interplay of secondary orbital interactions that favor an endo approach of the EWG group and steric hindrance imposed by nitron substituents. In cyclopropylidenechloroacetates **4** and **184**, the competition between a chloro and a methoxycarbonyl group favors the methoxycarbonyl group in the endo position for all endocyclic nitrones (Table 11, entries 9–14, 17, and 18), and the exo position for the acyclic (*Z*)-*C*-Ph,*N*-Me nitron **107** (entries 15–16). Meaningful is the comparison of diastereoselectivity of the carbomethoxy- and the

Table 11. Cycloadditions of Nitrones to Cyclopropylidene Acetates **3, **4**, **47**, **183**, and **184** and Cyclopropylidene Acetonitrile **182****

entry	nitron	cyclopropylidene acetate	5-spirocyclopropane isoxazolidine ^a	endo (EWG)/exo ratio	Ref.
1				68 : 32	54
2				70 : 30	54
	<i>n</i> =1 178 <i>n</i> =2 109		<i>n</i> =1 185 64% <i>n</i> =2 186 78%		
3				47 : 53	55
			81%		
4				33 : 67	58
5				80 : 20	58
		R = CO ₂ Me 182 R = CN	188 65% 189 87%		
6				83 : 17	58
7				88 : 12	58
		R = CO ₂ Et 182 R = CN	190 54% 191 84%		
8	108			50 : 35 : 15	53
			50%		
9				100 : 0	56
			83%		
10	178			100 : 0	63
11	178			100 : 0	63
12	109			55 : 45	56
	<i>m</i> = 0 4 <i>m</i> = 1 184 <i>m</i> = 0 4		<i>n</i> = 1; <i>m</i> = 0 194 65% <i>n</i> = 1; <i>m</i> = 1 195 70% <i>n</i> = 2; <i>m</i> = 0 196 100%		
13				84 : 16	56
14				86 : 14	56
	<i>m</i> = 0 4 <i>m</i> = 1 184		<i>m</i> = 0 197 100% <i>m</i> = 1 198 100%		
15	107			16 : 84	63
16	107			0 : 100	63
			<i>m</i> = 0 199 83% <i>m</i> = 1 200 68%		
17				100 : 0	63
18				100 : 0	63
	<i>m</i> = 0 4 <i>m</i> = 1 184		<i>m</i> = 0 201 91% <i>m</i> = 1 202 93%		

^a Major diastereoisomer displayed.

ciano-substituted methylenecyclopropane (Table 11, entries 4 and 5). The small cyano group, despite its tendency toward lower endo selectivity in cycloadditions, when compared to the ester group, gives a much higher 4:1 (vs 1:2) endo selectivity with nitron **108**.⁵⁸

The regiochemical data of the reactions of nitrones with MCP and its alkyl and aryl derivatives seem to suggest that there is an inherent "electronic" effect in methylenecyclopropanes that promotes formation of the 4-spiro regioisomer. This tendency of MCP to give this "reversed" regiochemistry has also been observed in the cycloaddition to diazoalkanes.³

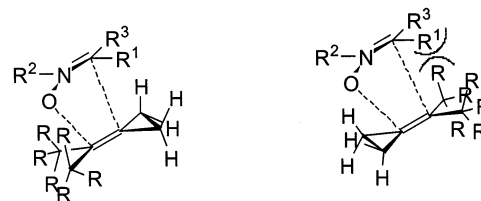
MO calculations, at both the semiempirical and the *ab initio* levels, aimed at investigating any inherent feature of the MOs of MCP able to explain the reactivity and the regiochemistry of the reactions of this dipolarophile and its derivatives, were carried out.^{52b,53} Angle strain in a dipolarophile can affect its reactivity, but it is well known that the PMO approach cannot give a correct explanation of this effect.^{57,59} Certainly it has been observed that a decrease in angle strain in the cycloaddition process induces an increase in reaction rate.⁶⁰ Therefore, the higher reactivity of methylenecyclopropane compared to 1,1-dialkylethylenes may be explained with the considerable decrease in angle strain of the cyclopropylidene moiety along the reaction coordinate without the necessity of looking for other electronic effects.

The same argument, however, does not apply to an explanation of the observed regioselectivity. HOMO and LUMO energies and atomic orbital coefficients for nitron **178** and ACPs **2**, **167**, and 2,2-dimethylmethylenecyclopropane (**102**) were calculated by *ab initio* (up to the STO 6-311G level)^{52b,53} and DFT methods.⁵³ The calculated ΔE values between the frontier orbitals for different approaches of reactants cannot justify the observed regioselectivities. The polarization of atomic orbitals in alkylidenecyclopropanes or cyclobutylidenecyclopropane (**167**), although indicating the correct regioselectivity, appears too small to be significant to explain the regioselectivity observed in the experiments. On the other hand, the polarization of HOMO and LUMO in methylenecyclopropane **2** is very similar to that in isobutylene, again in contrast to what would be expected from the experimental data. The *ab initio*^{52b} and DFT⁵³ analyses of the transition states of **102** and **167** cycloadditions, respectively, were able to find a difference of 1.8 kcal/mol (STO 3-21G level),⁶¹ for **102** and less than 1 kcal/mol (at the STO 6-311G level)⁵³ for **167**, in favor of the transition state leading to the 4-spirocyclopropane isoxazolidines, but were not able to predict the lack of regioselectivity shown by MCP (**2**).⁵²

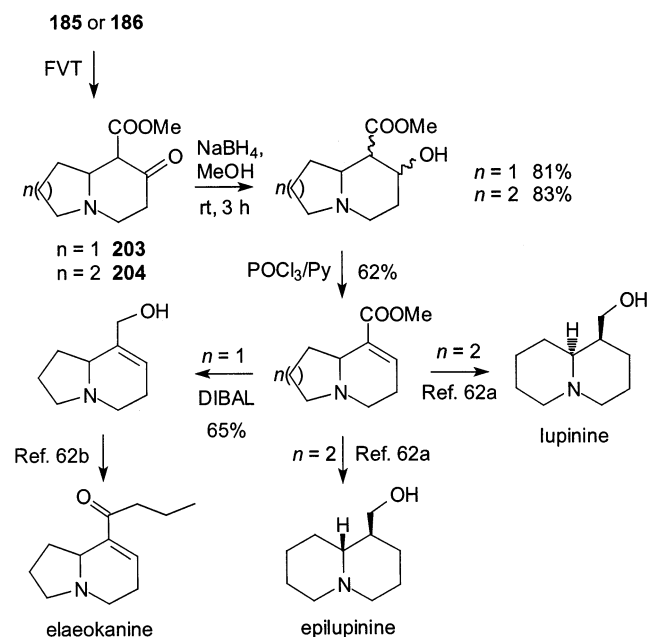
Considering the nature of substituents and the results of the calculations, steric effects must play a role in promoting this regioselectivity. A cyclopropylidene moiety is certainly less sterically demanding than an isopropylidene system, or than a puckered cyclobutylidene moiety, and it is quite reasonable to assume that this difference leads to an appreciable effect in the transition state. The greater steric bulk of any other substituent relative to the cyclopropyl group with its smaller bond angle favors the transition state that has the bulkier side of the dipolarophile close to the less sterically congested oxygen end of the nitron and thus leads to the 4-spirocyclopropane isoxazolidine.

The adducts of methyl cyclopropylideneacetate (**3**), **185**, and **186** (Table 11, entries 1 and 2) rearranged thermally under FVT to indolizidinones **203** and quinolizidinones **204**, respectively. The compounds were employed in the formal syntheses of the alkaloids (\pm)-lupinine, (\pm)-epilupinine, and (\pm)-elaekanine A (Scheme 28).^{54,62}

Chart 5. Two Possible Transition Structures for the 1,3-Dipolar Cycloaddition of a Nitron to an ACP

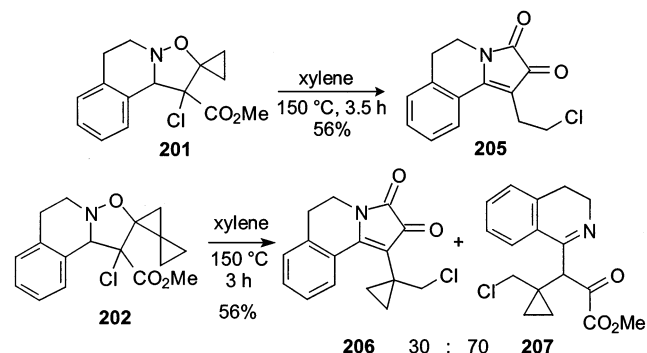


Scheme 28



Isoxazolidines **201** and **202** (Table 11, entries 17 and 18) turned out to be quite stable at temperatures below 100 °C. When heated at 150 °C in xylene, they underwent a novel reaction to α -ketolactam **205** or to a mixture of α -ketolactam **206** and the open-chain derivative **207**, respectively (Scheme 29).⁶³

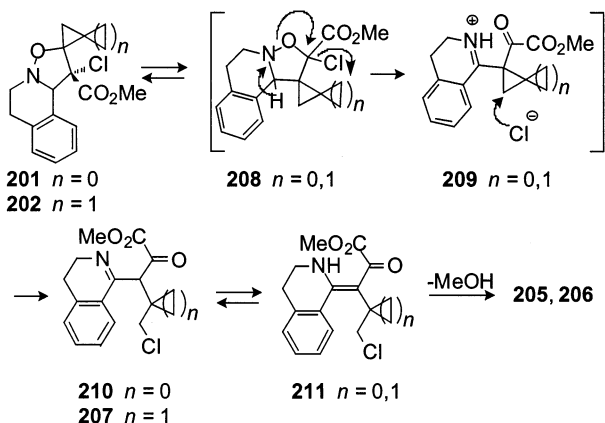
Scheme 29



The formation of compounds **205**–**207** can be rationalized by assuming that the primary cycloadducts **201** and **202** undergo a cycloreversion–cycloaddition⁶⁴ sequence leading to the regioisomeric 4-spirocyclopropaneisoxazolidines **208**, which undergo a sequential ring opening followed by nucleophilic attack of chloride on the (bis)acceptor-substituted cyclopropane ring in **209**, to form the α -ketoesters **210** and **207**, the latter of which was in fact

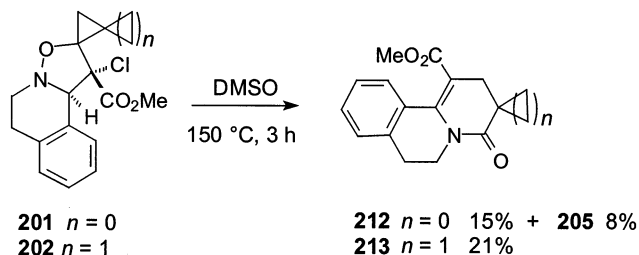
isolated. The enamine tautomers **211** then undergo cyclization with loss of methanol to α -ketolactams **205** and **206** (Scheme 30).⁶³

Scheme 30



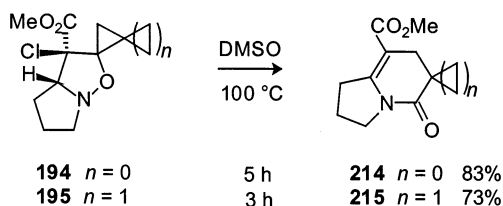
When the thermal rearrangement of isoxazolidines **201** and **202** was carried out in DMSO at 150 °C, a completely different reaction pathway was observed. Although decomposition of the starting materials predominated, the benzoquinolizinones **212** and **213** were isolated in 15 and 21% yield, respectively (Scheme 31). Benzoquinolizinone **212** was obtained as an inseparable mixture together with the keto-amide **205** (8%).⁶³

Scheme 31



The origin of the new products became clear after the rearrangements of the cycloadducts from pyrroline *N*-oxide (**178**) and *C*-phenyl-*N*-methylnitrone (**107**) (Table 11, entries 10, 11, 15, and 16) were studied. When the isoxazolidines **194** and **195** were heated at 110 °C in toluene, complex mixtures of products were obtained. However, again by heating **194** and **195** in the more polar DMSO at 100 °C, a clean and fast reaction occurred to give the hexahydroindolizin-5-ones **214** and **215** in 83 and 73% yield, respectively (Scheme 32).^{63,65}

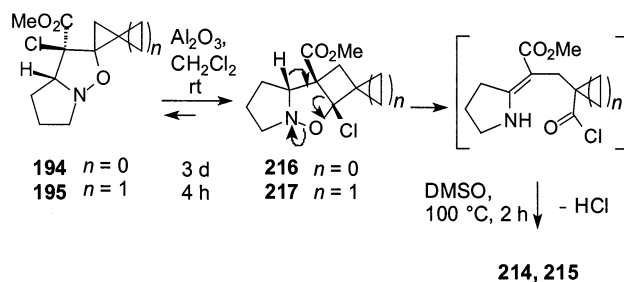
Scheme 32



The study of the process, and the apparent influence of the polar solvent, revealed the formation of the cyclobutane-annulated isoxazolidine **216** and **217**,

by treatment with the mildly Lewis acidic Al_2O_3 in CH_2Cl_2 . The process is another example of the cyclopropylmethyl chloride/cyclobutyl chloride equilibration (Scheme 33).

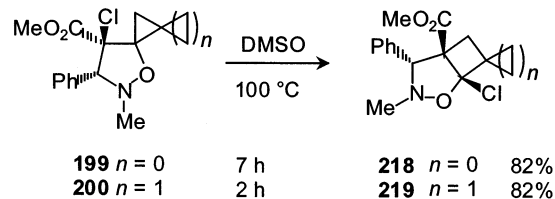
Scheme 33



When heated in DMSO, **216** and **217** gave quantitatively the same indolizidin-5-ones **214** and **215** that were formed from the isoxazolidines **194** and **195**. The indolizidin-5-ones **214** and **215** must form by a ring-enlargement process that is triggered by the abstraction of the bridgehead proton (Scheme 33).⁶³

Surprisingly, isoxazolidines **199** and **200** gave in DMSO the crystalline cyclobutane-annulated isoxazolidines **218** and **219**, compounds quite stable toward further thermal rearrangement. An X-ray crystal structure analysis of **218** was carried out (Scheme 34).⁶³

Scheme 34

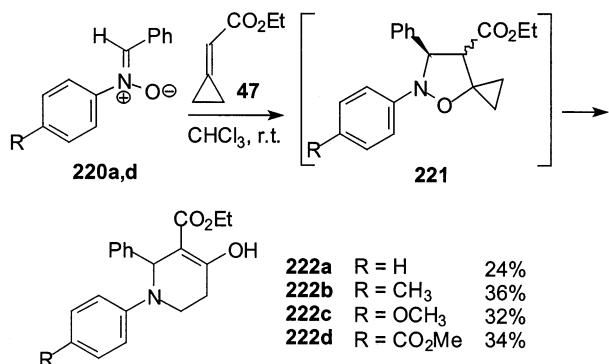


N-Aryl-substituted isoxazolidines **221** cannot be isolated, because they undergo the thermal rearrangement at a temperature lower than necessary for the cycloaddition to occur. This facile thermal rearrangement depends on the nature of the nitron **220**. The *N*-aryl substituent must facilitate the *N*-O bond cleavage by stabilizing the forming radical species.⁶⁶ The effect is enhanced by electron-donating substituents on the *N*-aryl ring, and it is hampered by electron-withdrawing groups, suggesting a polar contribution in the homolytic cleavage of the *N*-O bond.⁶⁷ DFT calculations confirmed the experimental data giving an activation energy that is lower by about 17 kcal/mol for *N*-aryl-substituted isoxazolidines than for *N*-alkyl isoxazolidines.⁶⁸ In the cycloaddition with cyclopropylideneacetate **47**, the products **222** are obtained in moderate yields at room temperature (Scheme 35).⁶⁷

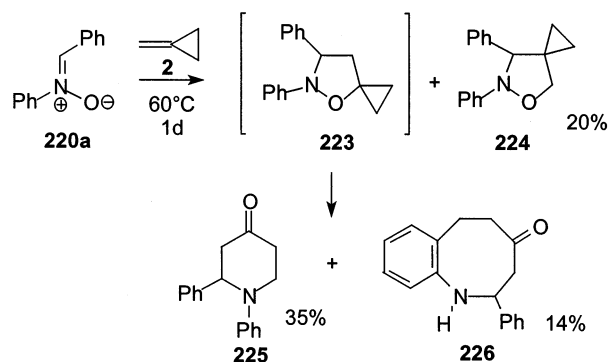
The benzazocine **226** was produced in moderate yield besides the tetrahydropyridone **225**, in the rearrangement of **223** by closure of the diradical delocalized on the *N*-aryl ring followed by H-shift (Scheme 36).⁶⁶

Methylenespiropentane **227** and methylenedispiroheptane **228** react with nitrones like methylenecy-

Scheme 35



Scheme 36



clopropane, affording similar mixtures of regioisomeric compounds. Adducts of **227** are obtained as a mixture of endo/exo stereoisomers.⁶⁹

Chart 6



The further rearrangement of spirocyclopropane (or spiroheptane) isoxazolidines **229** interestingly gives selectively the spirocyclopropanetetrahydropyridones **230**, ruling out any alternative cyclopropylmethyl radical/homoallyl radical reaction pathway leading to **231** (Scheme 37 and Table 12).⁷⁰

A priori, the symmetric nature of bicyclopopylidene (**5**) circumvents any regioisomeric problem in cycloadditions with nitrones. Therefore, the overall process becomes very efficient for the synthesis of spirocyclopropanetetrahydropyridones **241** (Scheme 38).

The higher boiling point of bicyclopopylidene (100 °C), compared to methylenecyclopropane (11 °C), allows one to run the two-step cycloaddition/rearrangement process in "one pot", and these conditions usually give a better total yield. A large variety of structurally differentiated α -spirocyclopropane heterocyclic ketones **241** has been obtained (Table 13).⁷¹ Some of these compounds have displayed the ability of cleaving a supercoiled DNA plasmid,⁷² probably due to the presence of the α -spirocyclopropane ketone functionality, in analogy to the naturally occurring cytotoxic compounds illudine and ptaquiloside. The most active compounds were shown to be **256** and

Scheme 37

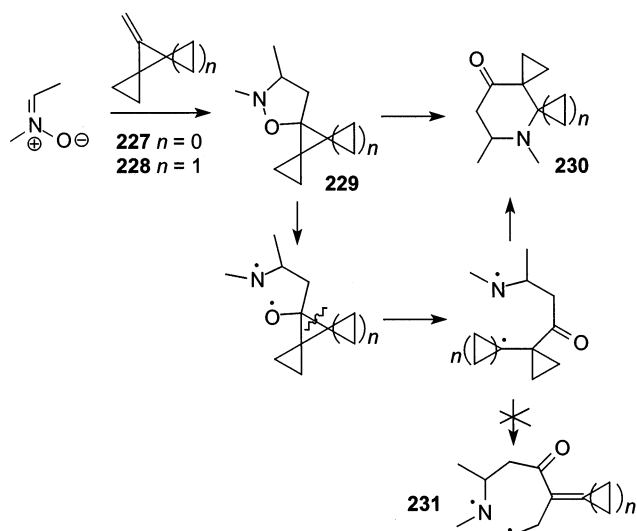
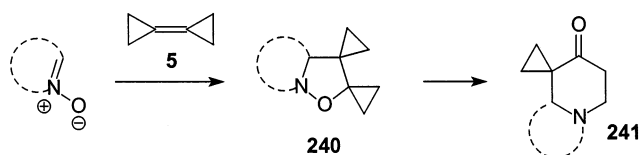


Table 12. Cycloadditions of Nitrones to Methylenespiropentane (227**) and Methylenedicyclopropane (**228**)**

entry	nitrones	alkene	cycloadduct	rearrangement product	% yield of "one pot" reactions" (Calc. for two steps)	Ref.
1	107	227	232	236	28 (19)	70
2	152	227	233	237	22 (22)	69b,70
3	181	227	234	238	29 (13)	69a,70
4	181	228	235	239	19 (17)	70

Scheme 38



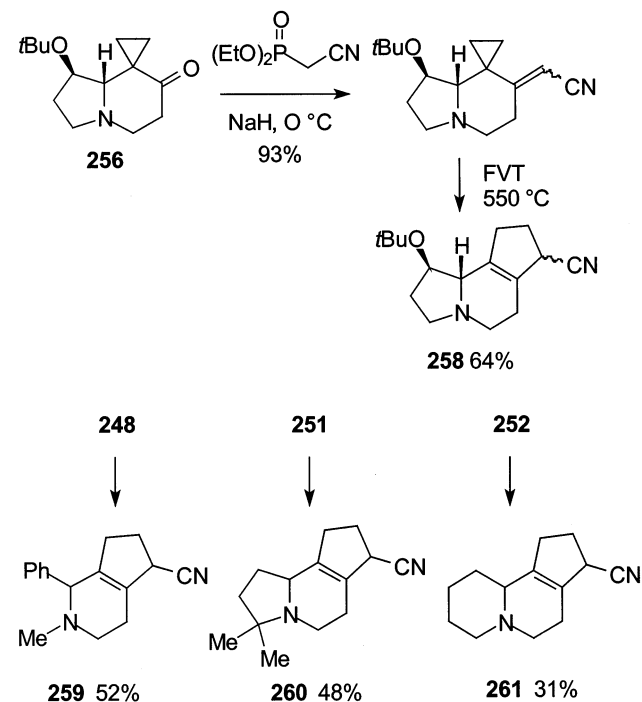
253. Interestingly, a structure/activity relationship study has shown that the isomeric compounds **237** and **238** possess virtually no activity.⁷⁰

Spirocyclopropanated heterocyclic ketones **256**, **248**, **251**, and **252** were transformed further to the cyclopentene-anellated heterocycles **258–261**, respectively, by Wadsworth–Emmons olefination followed by thermal vinylcyclopropane–cyclopentene rearrangement in moderate to good yields (overall 31–60%) (Scheme 39).⁷³

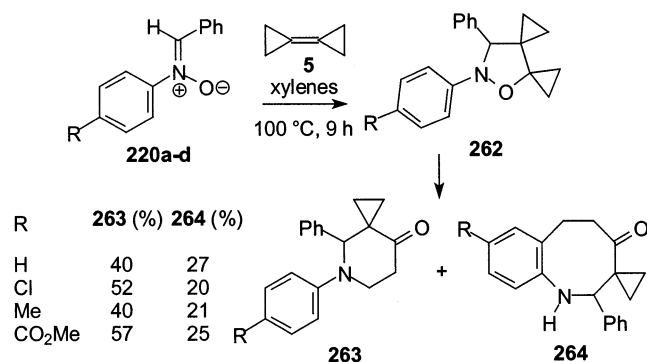
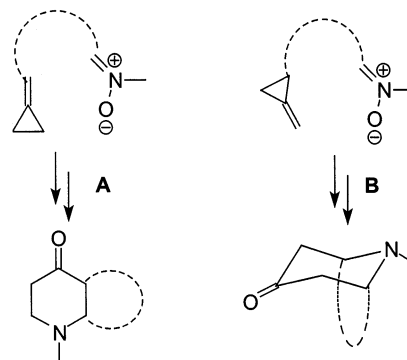
N-Phenyl-substituted nitrones **220** gave with bicyclopopylidene a more efficient domino cycloaddition/rearrangement process than methylenecyclopropane itself (Scheme 36) and led similarly to a mixture of rearrangement products, but with a much higher yield, particularly of the azocinones **264** (Scheme 40).⁷⁴

Table 13. Cycloadditions/Rearrangement of Nitrones with Bicyclopropylidene (5)

Entry	Nitron	Cycloadducts	Rearrangement products	% yield of "one pot" reactions (Calc. for two steps)	Ref.
1				61 (58)	71
2				54 (48)	71
3				- (25)	71
4				80 (61)	71
5				48 (25)	71
6				73 (36)	71
7				31 (21)	70
8				65 (43)	70
9				64 (64)	70
10				62 (-)	70

Scheme 39

The construction of a nitron functionality tethered to a methylenecyclopropane moiety allows the cycloaddition/rearrangement process to be run in an intramolecular fashion. In principle, two different strategies can be followed (Scheme 41): (i) route A, where the chain connecting the nitron functionality and the MCP is linked through the exomethylene

Scheme 40**Scheme 41**

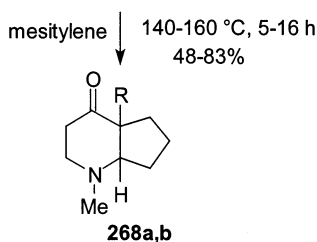
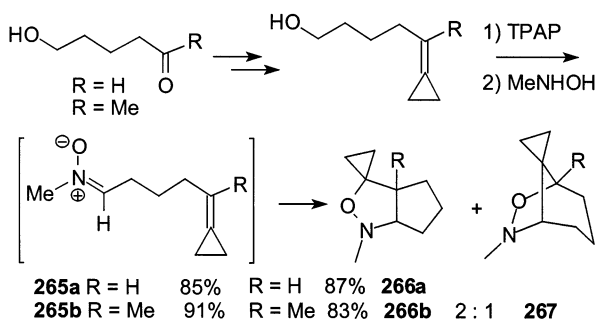
carbon; (ii) route B, where the chain is connected to the cyclopropane ring, leading to bridged heterocycles. Despite its viability, route B has been neglected to date because of the lower regioselectivity expected in the cycloaddition step. On the other hand, route A has been exploited for the synthesis of azahydrindane and pyrrolo[3,4-*b*]pyrido skeletons, also in enantiopure form.^{75,76}

The cyclopropylidene nitrones **265a,b**, obtained by Wittig olefination from the corresponding hydroxyketones or hydroxyaldehydes, followed by standard transformation of the alcoholic functionality to the nitron, undergo readily an intramolecular cycloaddition with a regioselectivity opposite to that of the intermolecular reaction. The three-carbon connecting chain favors the fused ring closure over the bridged one, just the opposite of what may be expected from comparison with the intermolecular process. Only sterically exacting substituents on the exocyclic double bond in **265b** (R = Me) steer the reaction to the formation of 30% of the "bridged" isomer **267**. Both "fused" isomers **266a,b** readily rearrange to 4-azahydrindan-7-ones **268** (Scheme 42).⁷⁵

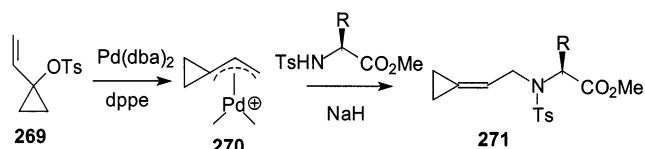
One of the best methods for the synthesis of alkylidenecyclopropanes is the palladium(0)-catalyzed nucleophilic substitution of 1-tosyloxy-1-vinylcyclopropane (**269**).⁷⁷ Several optically pure alkylidenecyclopropanes **271** were synthesized in high yields by this method using *N*-tosylamino esters as nucleophiles (Scheme 43).⁷⁶

The glycolic ester anion also works as an excellent nucleophile. The alkylidenecyclopropanes were transformed into the corresponding nitrones without loss of optical purity, except in the case of the phenylglycine derivative. The alkylidenecyclopropane ni-

Scheme 42

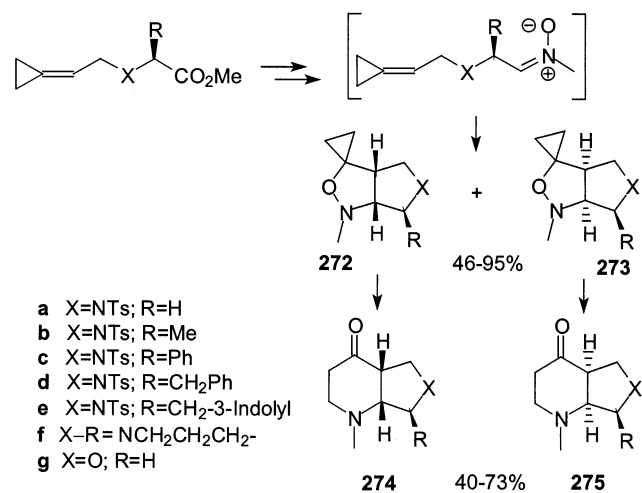


Scheme 43



trones underwent smooth in situ intramolecular cycloaddition with a stereoselectivity that was moderate with most substituted substrates but complete with phenylglycine and proline derivatives. The spirocyclopropane isoxazolidines **272** and **273** were then transformed by selective thermal rearrangements into octahydro-2*H*-pyrrolo[3,4-*b*]pyridin-7-ones **274a-f**, **275a-f**, and octahydrofuro[3,4-*b*]pyridin-7-one (**274g**, **275g**), compounds with ring skeletons of biologically active natural and non-natural products (Scheme 44).⁷⁶

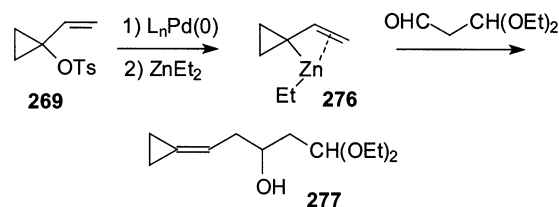
Scheme 44



The electrophilic nature of the π -allyl palladium complex **270** can be easily inverted to a nucleophilic character by reaction with diethylzinc. The formation of σ - or π -1,1-dimethylenallylzinc complexes **276**,

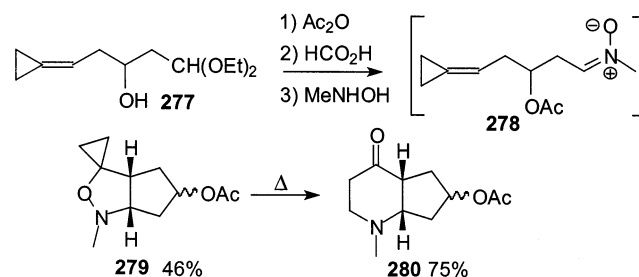
resulting from an alkyl-allyl ligand exchange, was considered to explain this umpolung (Scheme 45).⁷⁸

Scheme 45



Addition of **276** to 3,3-diethoxypropanal provided 5-cyclopropylidene-1,1-diethoxy-3-hydroxypentane (**277**) (Scheme 45). Its nitronone derivative **278** underwent intramolecular cycloaddition to provide a 1:1 mixture of spirocyclopropane isoxazolidines **279**, which then were transformed into octahydropyridin-4-ones **280** (Scheme 46).⁷⁹

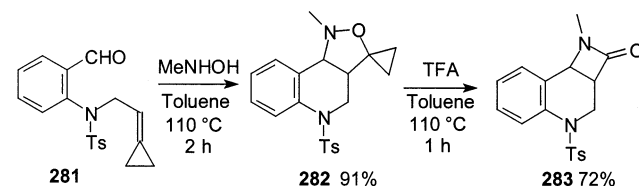
Scheme 46



By using a chiral acylating auxiliary, moderate enantioselectivity can be achieved in the cycloaddition process.⁷⁹

Recently, the chemistry of spirocyclopropane isoxazolidines has been enriched by another selective process. By heating **282** in the presence of a protic acid, a ring contraction accompanied by extrusion of ethylene leads to the formation of β -lactam **283** (Scheme 47).⁸⁰

Scheme 47

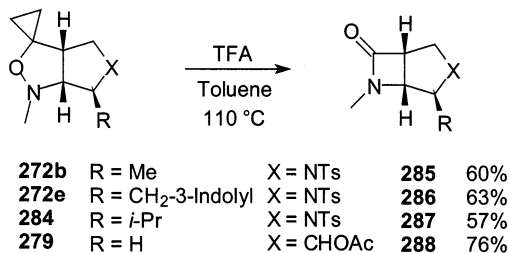


This chemoselective process nicely complements the rearrangement to tetrahydropyridones. The isoxazolidines **272b**, **272e**, **284**, and **279**, employed in the cycloaddition/thermal rearrangement process, gave the corresponding β -lactams **285-288** as well in good yields by simple addition of TFA or TsOH to the heated solution (Scheme 48).

B. Nitrile Oxides

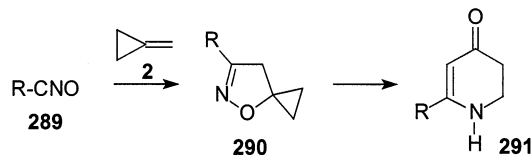
3-Substituted 5-spirocyclopropane isoxazolidines **290**, the partially unsaturated analogues of compounds derived from cycloadditions of nitrones to methyl-encyclopropanes, were obtained by cycloadditions of nitrile oxides **289** to **2**. These experiments were carried out in connection with the study of applying

Scheme 48



the rearrangement process to the synthesis of dihydropyrid-4-ones **291** (Scheme 49).⁴¹ Nitrile oxides are

Scheme 49



very reactive dipoles, most of which need to be prepared in situ because of their tendency to easily dimerize to furoxans.⁸¹ This behavior, only in part compensated by their reactivity, has represented a limit to their broader use in reactions with alkylidenecyclopropanes.

One positive feature in the synthesis of 5-spirocyclopropane isoxazolines is that nitrile oxides are more regioselective in cycloadditions to methylenecyclopropanes compared to nitrones. Only traces (up to 5%) of the 4-spirocyclopropane regioisomers are generally observed with methylenecyclopropanes unsubstituted at the exocyclic double bond. The yields of cycloadditions vary from good to moderate and refer generally, apart from those with aromatic nitrile oxides (Table 14, entries 5, 6, 8, and 10–12), to the use of nitrile oxides prepared in situ by different standard procedures, such as by isocyanate-mediated dehydration of nitro compounds or by triethylamine-mediated dehydrochlorination of chloroximes.⁸¹

The presence of substituents on the cyclopropane ring produces only the diastereomers resulting from the preferred approach of the dipole from the less hindered face of the dipolarophile (anti approach) (Table 14, entries 7–9, 17, 18, 23, 24, and 26). The *cis*-diethyl-substituted methylenecyclopropane **315** (Table 14, entry 11)⁸⁴ gave quantitatively a 2:1 mixture of diastereomeric isoxazolines **327** with nitrile oxide **298**, the major being that one derived from the attack of the nitrile oxide from the side of the less bulky methyl groups.

The isoxazoline **325** (Table 14, entry 9) was employed for a total synthesis of the amphibian alkaloid (\pm)-pumiliotoxin C (**348**) (Scheme 50).⁸³

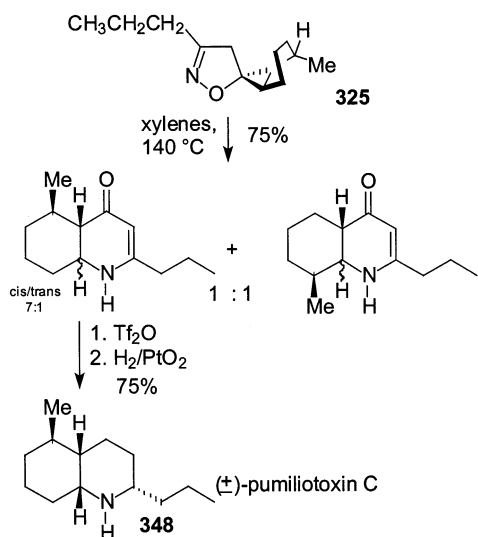
Numerous aliphatic nitrile oxides **299–312** (Table 14, entries 13–31), functionalized on the side chain with halide, methoxycarbonyl, and keto groups were added to MCP and its derivatives, en route to functionalized N-bridgehead bicyclic dihydropyridones.^{85–89} The reaction yields and regioselectivities were generally good, even better than those obtained with simpler nitrile oxides. Optically active (*R*)-4-chlorovaleronitrile *N*-oxide (**302**) (entries 16–18) gave

Table 14. Cycloadditions of Nitrile Oxides to MCPs

entry	nitrile oxide	methylenecyclopropane	5-spirocyclopropane isoxazolidine	Ref.
	R-CNO			
1	292 R = Me		317 35%	82
2	293 R = <i>n</i> Pr		318 72%	3
3	294 R = CO ₂ Me		319 50%	41
4	295 R = CH ₂ Ph		320 36%	82
5	296 R = Ph		321 72%	82
6	297 R = α -Naphthyl		322 68%	41
7	292			82
8	296			82
9	293			83
10				84
11				84
12				84
13		2		85
14	299 <i>n</i> =1; X = Cl		329 52%	85
15	300 <i>n</i> =2; X = Br		330 46%	85
	301 <i>n</i> =3; X = Br		331 56%	85
16				86
17		2 R ¹ = R ² = H	332 73%	86
18		119 R ¹ = Ph; R ² = H	333 75%	86
		122 R ¹ = R ² = -(CH ₂) ₄ -	334 53%	86
19		2		85
20	303 <i>n</i> =0; R = CO ₂ Me		335 68%	85
21	304 <i>n</i> =0; R = H		336 67%	85
	305 <i>n</i> =1; R = CO ₂ Me		337 70%	85
22				87
23		2 R ¹ = R ² = H	338 63%	87
24		119 R ¹ = Ph; R ² = H	339 51%	87
		122 R ¹ = R ² = -(CH ₂) ₄ -	340 42%	87
25				87
26		2 R = H	341 72%	87
		119 R = Ph	342 41%	87
27		2		88
28	308 R = H		343 73%	88
	309 R = CH ₂ CONH <i>t</i> Bu		344 58%	88
29		2		89
30	310 R ¹ = H; R ² = OTBDMS		345 88%	89
	311 R ¹ = R ² = OCH ₂ CH ₂ O		346 40%	89
31	312 R ¹ = H; R ² = CONH <i>t</i> Bu		347 50%	89

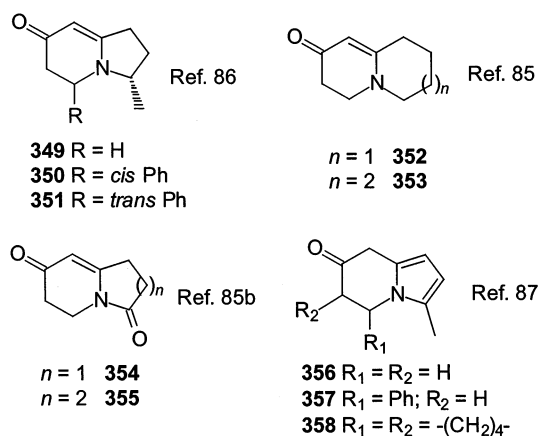
nonracemic isoxazolines **332–334**, which were transformed selectively by thermal rearrangement into indolizinones **349–351** (Chart 7).⁸⁶ Bromo-substituted isoxazolines **330–331** (Table 14, entries 14 and 15) gave quinolizinone **352** and pyrido[1,2-*a*]azepinone **353** (Chart 7) with lower selectivity besides other isomers.⁸⁵ Methoxycarbonyl-substituted isoxazolines **335–337** (Table 14, entries 19–21) gave the lactams **354** and **355** (Chart 7),⁸⁵ whereas carbonyl-substituted isoxazolines **338–340** (Table 14, entries

Scheme 50



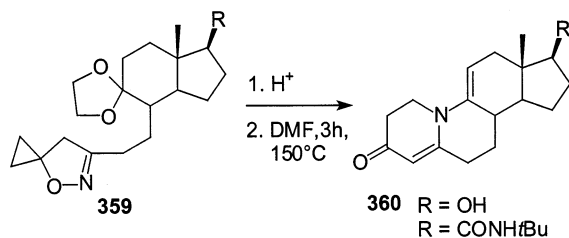
22–24) gave pyrroles **356**–**358** by condensation and H-shift with aromatization of the five-membered ring (Chart 7).⁸⁷

Chart 7. N-Bridgehead Heterocycles Synthesized by Thermal Rearrangement of 5-Spirocyclopropane Isoxazolines



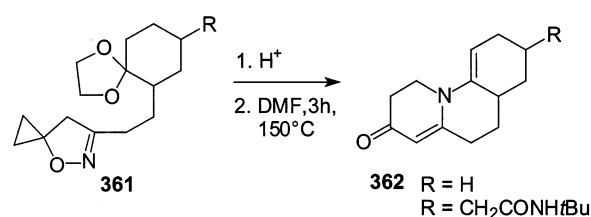
Isoxazolines **345**–**347** (Table 14, entries 29–31) have been used as key intermediates by Guarna⁸⁹ for the synthesis of Δ^9 -19-nor-10-azatestosterones **360** belonging to a novel class of inhibitors of human steroid 5 α -reductases (Scheme 51).

Scheme 51



The isoxazolines **343**–**344** (Table 14, entries 27 and 28) were transformed by Guarna et al.⁸⁸ into octahydrobenzo[*c*]quinolizin-3-ones **362**, which showed strong inhibitory activity toward 5 α -reductases as well (Scheme 52).

Scheme 52



The study of the regioselectivity of the cycloaddition of nitrile oxides with alkylidenecyclopropanes was carried out in analogy and comparison with the cycloaddition of nitrones, affording somewhat different results (Table 15).^{90,52b}

Table 15. Cycloadditions of Nitrile Oxides **292 and **296** to ACPs**

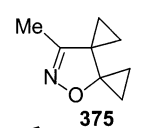
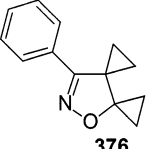
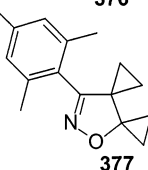
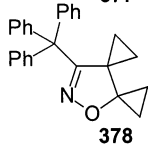
entry	nitrile oxide	methylene cyclopropane	5-spirocyclopropane isoxazoline	4-spirocyclopropane isoxazoline
1	MeCNO 292	Ph 63	Me, Ph 363	Me, Ph 50% 1:4 364
2	292	Ph 163	-	Me, Ph 365 65%
3	PhCNO 296	MeOOC 3	Ph, CO ₂ Me 366	Ph, CO ₂ Me 367 53% 3:1
4	296	MeOOC 180 MeOOC	R, CO ₂ Me 368	R, CO ₂ Me 369 15% 3.4:1
5	292		R = Ph 370	R = Ph 371 37%
			80 °C R = Me 372 37%	R = Me 373 45%

Although nitrile oxides appear more regioselective than nitrones toward MCP, in cycloadditions with ACPs substituted with EDG or EWG, they show a slightly lower regioselectivity than nitrones (Table 15, entries 1, 3, and 4). The differences, however, are too small to allow any conclusive explanation about the different behavior of the two 1,3-dipoles and about the “cyclopropylidene effect” on the regioselectivity of the reactions.

The thermally unstable cycloadducts **368** and **370** generated from **180** (Table 15, entries 4 and 5) undergo a cyclopropyl ring opening with aromatization to afford the isoxazoles **372** and **373**.^{52b,90}

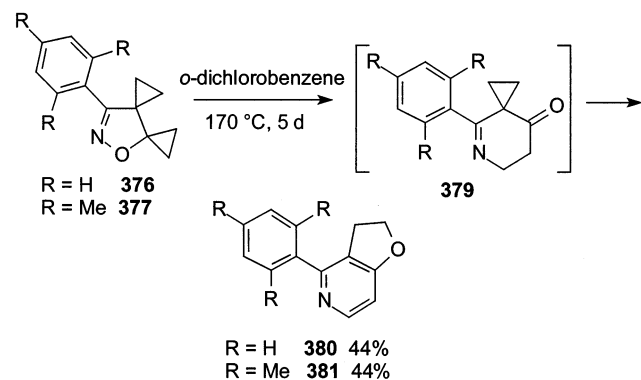
Compared with nitrones, the cycloadditions of nitrile oxides to bicyclopropylidene **5** give much poorer results, because the tetrasubstituted nature of the alkene, with its low reactivity, lets the dimerization of nitrile oxides become a competing reaction. Low yields of adducts were obtained with acetonitrile oxide (**292**) or benzonitrile oxide (**296**) (Table 16, entries 1 and 2).^{71b} Only stable, bulky nitrile oxides give satisfactory yields of adducts (Table 16, entry 3), as the cycloaddition could be carried out at higher temperature without the risk of added dimerization of the nitrile oxides. Nevertheless, when the steric

Table 16. Cycloadditions of Nitrile Oxides to Bicyclopropylidene (5)

Entry	Nitrile oxide	Cycloadduct	Yield (%)
1	Me-CNO 292	 375	<10
2	Ph-CNO 296	 376	36
3	2,4,6-Me ₃ -C ₆ H ₂ -CNO 298	 377	67
4	Ph ₃ C-CNO 374	 378	17

demand increases too much, the reactivity drops (Table 16, entry 4).^{71b}

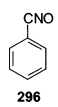

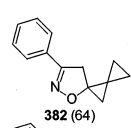
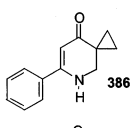

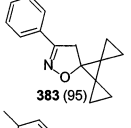
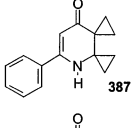
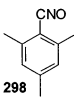
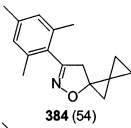
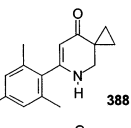
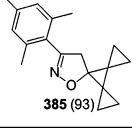
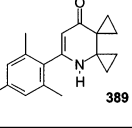
The process is of scant utility for the synthesis of spirocyclopropane heterocycles, because in the thermal rearrangement of these isoxazolines, not only the spirocyclopropane vicinal to the oxygen undergoes ring opening but also the second spirocyclopropane experiences a ring enlargement. Under concomitant aromatization, furo[1,2-*c*]pyridines **380** and **381** were formed (Scheme 53).^{71b}

Scheme 53

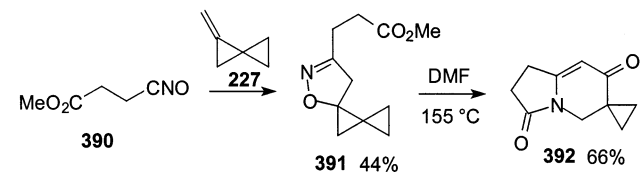
The higher temperature required for the thermal rearrangement is responsible for this uncommon reactivity (Scheme 53).^{71b}

On the other hand, the synthesis of spirocyclopropane aza heterocycles from nitrile oxides proceeds very efficiently when methylenespiropentane (**227**) or methylenedispiroheptane (**228**) are used as dipolarophiles. The much higher regioselectivity in the reaction of nitrile oxides with these alkenes, accompanied by the highly selective thermal rearrangement of the adducts, leads to very efficient syntheses of spirocyclopropane- or bis(spirocyclopropane)dihydropyridone structures **386–389** (Table 17).⁷⁰

Table 17. Cycloadditions of Nitrile Oxides **296 and **298** to **227** and **228****

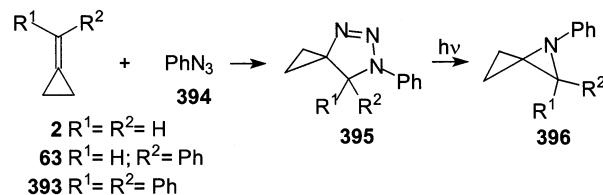
Entry	Nitrile oxide	MCP	Cycloadduct (% Yield)	Rearrangement product (% Yield)
1	 296	 227	 382 (64)	 386 (70)
2	296	 228	 383 (95)	 387 (92)
3	 298	227	 384 (54)	 388 (53)
4	298	228	 385 (93)	 389 (73)

The 3-methoxycarbonylpropionitrile oxide (**390**) affords with methylenespiropentane (**227**) a straightforward two-step synthesis of the spirocyclopropane indolizindione **392** (Scheme 54).⁷⁰

Scheme 54

C. Azides

The reaction of methylenecyclopropane with azides is the first 1,3-dipolar cycloaddition reported with this system.^{60b,91,92} In a study aimed at the synthesis of the *N*-substituted azaspiropentane ring system **396**, MCP (**2**) was allowed to react at 25 °C with phenyl azide (**394**) to give a single regioisomeric triazolone **395** in 68% yield (Scheme 55). The cyclo-

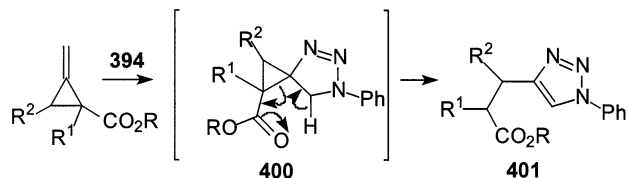
Scheme 55

addition was highly regioselective, but the authors spent little effort on ascertaining the structure of **395**, because it has no consequence on the final reaction product **396**. The structure assignment was based upon the general observation that the substituted nitrogen of phenyl azide ordinarily binds to the olefinic carbon that is able to bear positive charge.^{93,94} Further irradiation of solutions of **395** in methylene chloride at 0 °C with a mercury lamp gives 1-phenyl-azaspiro[2.2]pentanes **396** (Scheme 55).

A different result was obtained in the cycloaddition to methylenecyclopropanes **397–399** bearing alkoxy-carbonyl substituents on the cyclopropyl ring. In this

instance, 1,2,3-triazoles **401** isomeric with the triazolines **400** were formed in the reaction.⁹⁵ The formation of triazoles **401** is rationalized with the intermediate formation of triazolines **400**, which are unstable under the reaction conditions and undergo a rearrangement to the aromatic triazoles via a hydrogen transfer that probably occurs with the assistance of the proximal ester carbonyl (Scheme 56). The formation of triazoles **401** also confirms the

Scheme 56



397 R = Me; R¹ = H; R² = CO₂Me

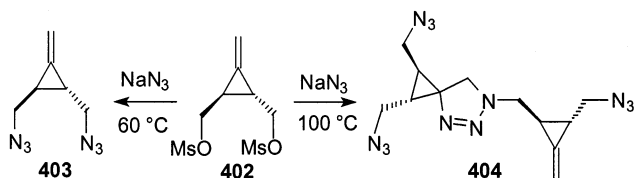
398 R = Et; R¹ = R² = H

399 R = Et; R¹ = Me; R² = H

regiochemistry of the cycloaddition with methylenecyclopropanes unsubstituted at the methylene group, while leaving some doubt as to the regiochemistry in the case of substituted **63** and **393**.

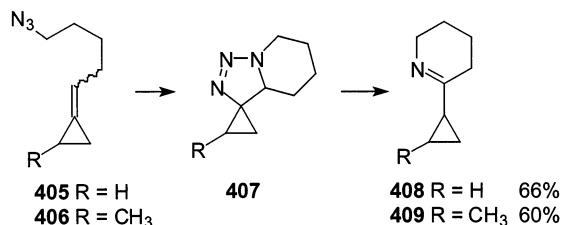
The dimesylate **402** reacted with sodium azide in DMF at 60 °C to give the corresponding diazide **403** in 84% isolated yield. When the same reaction was performed at 100 °C a 1,3-dipolar cycloaddition of **403** to the double bond of a second molecule occurred to give triazolone **404** in 62% yield (Scheme 57).⁹⁶

Scheme 57



An intramolecular version of an azide cycloaddition to ACPs is provided by **405** and **406**, which form cyclopropylimines **408** and **409** via formation of triazolone **407** followed by extrusion of nitrogen with concomitant 1,2-hydrogen shift (Scheme 58).⁹⁷ The

Scheme 58



405 R = H

406 R = CH₃

407

408 R = H 66%

409 R = CH₃ 60%

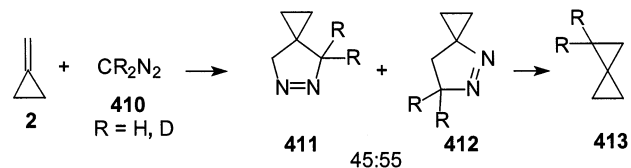
cyclization was found to be solvent dependent: polar solvents such as DMF gave the best yields, whereas benzene led to the formation of several side products.

D. Diazoalkanes

To carry out a study aimed at elucidating the mechanism of the thermal decomposition of spiro-pentane **413**, the two regioisomeric pyrazolines **411**

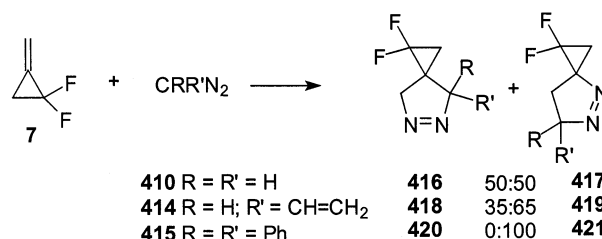
and **412** were synthesized in high yield by allowing a solution of MCP (**2**) and diazomethane (**410**) (or diazomethane-*d*₂) in diethyl ether to stand at 3 °C for three weeks (Scheme 59).⁹⁸

Scheme 59



The regioisomer **412** derived from the attack of the diazomethane carbon on the CH₂ end of MCP's double bond is slightly preferred in the cycloaddition. The regiochemical outcome is a result of steric factors as shown by the reaction of diazoalkanes **410**, **414**, and **415** with 2,2-difluoromethylenecyclopropane (**7**) (Scheme 60). Diazomethane (**410**) gives a 1:1 mixture

Scheme 60



410 R = R' = H

414 R = H; R' = CH=CH₂

415 R = R' = Ph

416

418

420

50:50

35:65

0:100

417

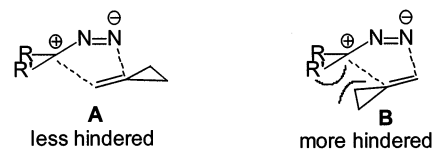
419

421

of the two regioisomers **416** and **417**, whereas diphenyldiazomethane (**415**) gives exclusively compound **421**.⁹⁹

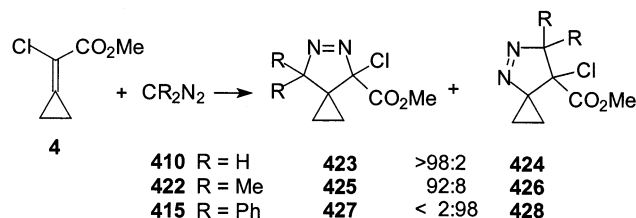
The approach of the two reagents seems to be influenced by the steric demand of substituents on the diazoalkane which disfavor mainly the transition state **B** (Chart 8).

Chart 8. TS Trajectories for the Regioisomeric Approaches of MCP and Diazoalkanes



The steric effect must be overwhelmed by an electronic effect in the cycloadditions of diazoalkanes **410**, **422**, and **415** to ACP **4** (Scheme 61).¹⁰⁰

Scheme 61



410 R = H

422 R = Me

415 R = Ph

423

425

427

>98:2

92:8

< 2:98

424

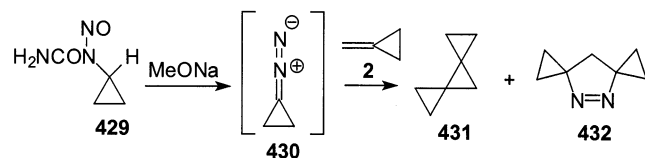
426

428

Compound **430** was synthesized from cyclopropyl *N*-nitrosourea (**429**), and its reaction with **2** has been studied. The cycloaddition gave a mixture of the

unique primary adduct **432** together with the [3]-triangularane (**431**) derived from N₂ extrusion (Scheme 62).¹⁰¹

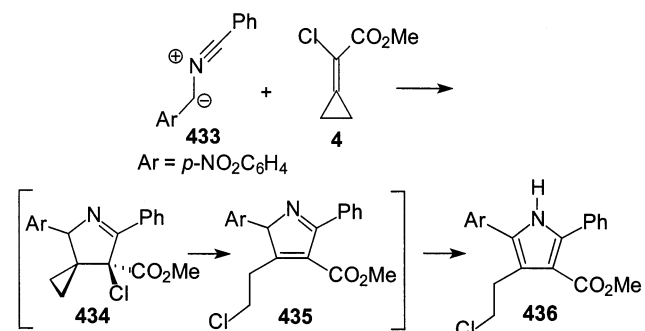
Scheme 62



E. Nitrile Ylides

The reaction of 1-phenyl-3-*p*-nitrophenylnitrile ylide (**433**) to ACP **4** is the sole reported example of a cycloaddition of this dipole type. The only product isolated from the reaction was the pyrrole **436**, which arose from **435**, formed in turn from the primary cycloadduct **434**, by a cyclopropylcarbinyl-homoallyl rearrangement (Scheme 63).¹⁰⁰

Scheme 63

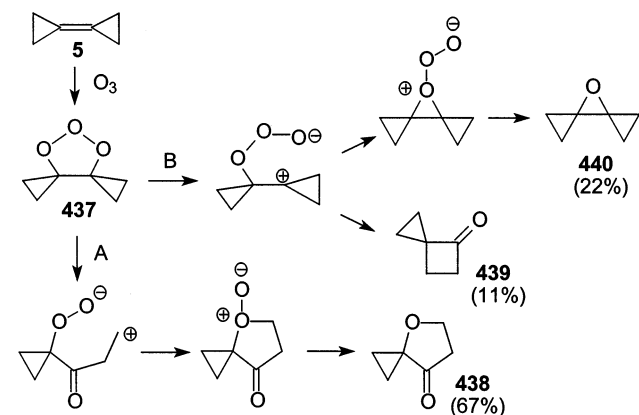


F. Ozone

Ozone generally combines with alkenes in a 1,3-dipolar fashion giving the so-called primary ozonides, which rearrange to 1,2,4-trioxolanes (ozonides). Its reaction with the parent MCP (**2**) is not known, whereas it reacts readily at $-78\text{ }^{\circ}\text{C}$ with BCP (**5**), most likely because of the preferred interaction of the high-lying HOMO of BCP with the low-lying LUMO of ozone.

The reaction gave the products **438** and **439**, derived from opening of a cyclopropyl ring, and **440**, as expected from the reactivity of alkylidenecyclopropane derivatives (Scheme 64). Compound **438**

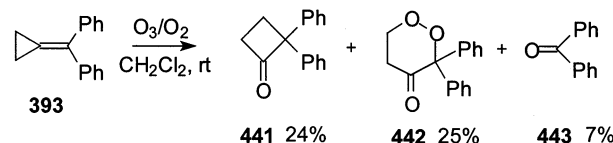
Scheme 64



might arise from the O–O bond cleavage followed by the rearrangement of a cyclopropyloxy cation to an oxoethyl cation (Scheme 64, path A). Spirohexanone **439** could arise from a different fragmentation of ozonide C–O bond and further cyclopropyloxy-cyclobutanone rearrangement (Scheme 64, path B). Oxirane **440** can eventually derive from the same path B or from other side processes.¹⁰

The reaction of diphenylmethylenecyclopropane (**393**) with ozone was recently described by Beck to afford, in mixtures with cyclobutanone **441** and benzophenone (**443**), the peroxide **442** (Scheme 65).¹⁰²

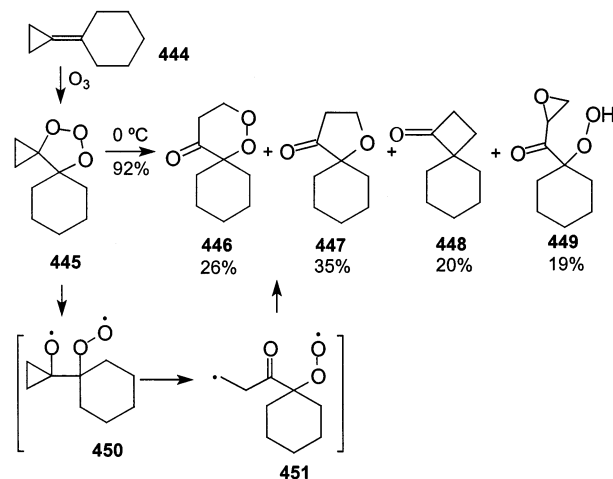
Scheme 65



The authors suggested a single electron-transfer mechanism, rather than a 1,3-dipolar cycloaddition, for this reaction.

The ozonolysis of cyclopropylidenecycloalkanes afforded mixtures of compounds in which, in the case of cyclohexylidenecyclopropane (**444**), the main product was the spirocyclic oxaketone **447**. The authors suggested a radical fragmentation of the primary ozonide **445** to **450** and subsequent rearrangement of the cyclopropyl group to afford diradical **451**, which evolved to **446** and **447** (Scheme 66).¹⁰³

Scheme 66



G. Trimethylenemethane Chemistry

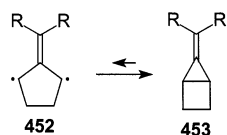
The behavior of ACPs as trimethylenemethane (TMM) species, consisting, in a general sense, of a cyclopropane ring opening and reaction of the formed C₄ unit at the 1,3-termini, will be discussed in this chapter.

1. Thermal- and Photochemical-Induced Reactions

TMM diradicals are short-lived intermediates, which more conveniently are generated thermally from diazenes by N₂ extrusion. The parent TMM has been isolated in a matrix at low temperature: it is stable for several months at the boiling temperature of liquid nitrogen ($-196\text{ }^{\circ}\text{C}$) and it has been charac-

terized as a triplet diradical in its ground state.¹⁰⁴ At higher temperatures, these species undergo rapid ring closure by radical coupling to alkylidenecyclopropanes. This reaction hampers the use of transiently generated TMM diradicals as a three-carbon unit in [3+2] cycloadditions. Only when their lifetime is greatly enhanced by structural factors that disfavor ring closure to ACPs can they participate in cycloadditions with electron-deficient alkenes.¹⁰⁵ The most notable and studied examples regard diradicals of type **452** (Scheme 67), where intramolecular cycliza-

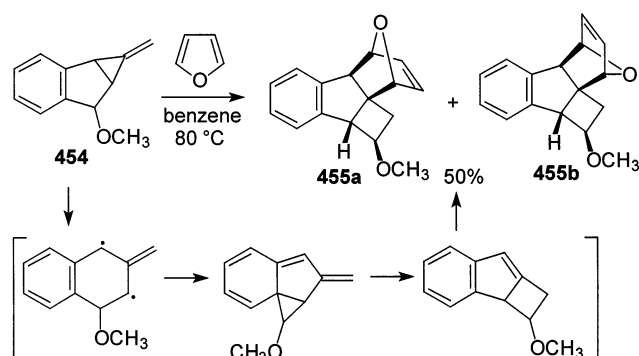
Scheme 67



tion to the corresponding ACPs **453** is relatively less favored by the strain energy of the 5-alkylidenecyclo[2.1.0]pentane system. An equilibrium occurs between these compounds and the 1,3-diyl species, which makes possible in this case the generation of diradical TMMs by thermal treatment of the corresponding ACPs at viable temperatures.

Depending on the structure of the substrate, the formed diradical can evolve in different ways or can be trapped. From a related 6-methylenebicyclo[3.1.0]hexene derivative **454**, Berson obtained the diastereomeric oxabicyclo adducts **455** by trapping the unstable indene derivative (which otherwise undergoes cyclodimerization), formed from the primary diradical intermediate, in a Diels–Alder cycloaddition with furan (Scheme 68).¹⁰⁶

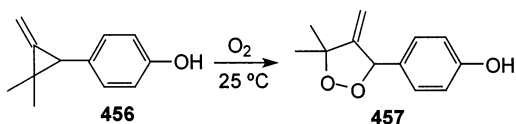
Scheme 68



Other ACP derivatives, which are able, for structural reasons, to stabilize the 1,3-diyl form, were found to react smoothly with O₂ through the diradical species to afford 1,2-dioxolanes.

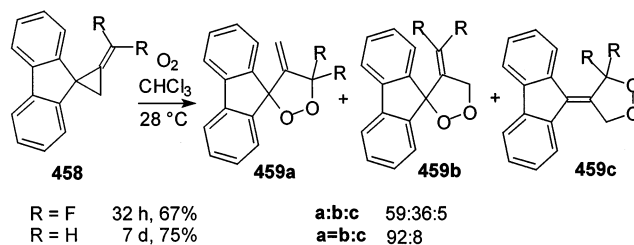
The presence of a 4-hydroxyphenyl group confers to **456** a remarkable reactivity since it is rapidly and quantitatively transformed by atmospheric oxygen to dioxolane **457** (Scheme 69).¹⁰⁷

Scheme 69



Fluorene-substituted ACPs **458** also gave endocyclic peroxides **459a–c** when molecular oxygen was passed through a solution of **458** in CHCl₃ at room temperature (Scheme 70).¹⁰⁸ The fluorene group plays

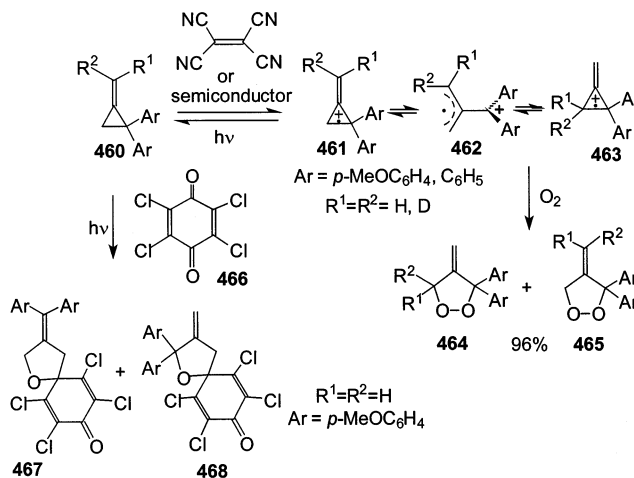
Scheme 70



a critical role, since no reaction has been observed with the closely related diphenyl-substituted ACPs under thermal conditions.

However, substituted methylenecyclopropanes **460** can react with oxygen when photoirradiated in the presence of TCNE or of a semiconductor via the bisected radical cation **462** to afford dioxolanes **464** and **465**. Better results are obtained with electron-donating substituents, which stabilize the cation (Scheme 71).^{108,109} If the irradiation is performed in

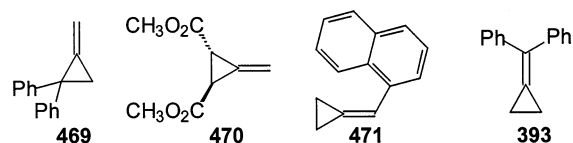
Scheme 71



a thoroughly deaerated solution in the presence of chloranil (**466**), two different products, **467** and **468**, derived from a [3+2] cycloaddition to the C=O double bond can be isolated.¹¹⁰

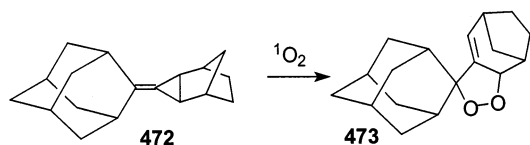
Simple ACPs such as **469–471** and **393** (Chart 9) are inert toward singlet oxygen, and some derivatives react very slowly. This can be explained, in part, both by the low energy of the LUMO of the MCP and by the absence of an allylic proton, with the exclusion of the cyclopropyl hydrogens, to perform an “ene” reaction.¹¹¹

Chart 9. ACPs Inert toward Singlet Oxygen



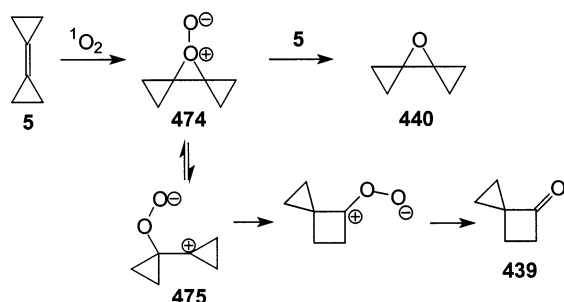
During mechanistic studies on the reaction of singlet oxygen with substituted alkylidenecyclopropanes, adamantyl derivatives were synthesized¹¹² as in the case of **472**, which afforded dioxolane **473** in 80% isolated yield (Scheme 72).¹¹³

Scheme 72



Bicyclicpropylidene (**5**) with its high-energy HOMO reacted smoothly with singlet oxygen to afford epoxide **440** and ketone **439**, in a combined yield of 76% and in a ratio of 6:10. The mechanistic pathways to these compounds start from the perepoxide **474** (Scheme 73).¹¹ Perepoxide **474** can react with another

Scheme 73



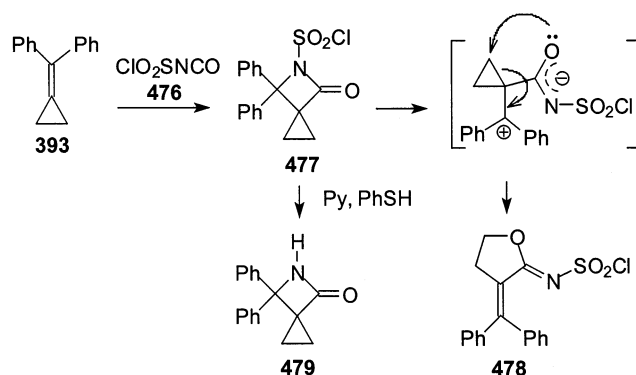
molecule of bicyclicpropylidene to afford epoxide **440**. Alternatively, cleavage to zwitterion **475** and cyclopropylmethyl to cyclobutyl rearrangement affords ketone **439**.

Some ACP derivatives react with electrophiles giving products deriving from cyclopropane ring opening through stabilized carbocations. With appropriate electrophiles that allow reclosure reactions, the product is the result of a formal cycloaddition reaction, with the ACP functioning as a TMM-type 1,3-dipolar fragment. Concerning heterocycle formation, good electrophiles are heterocumulenes, e.g., *N*-chlorosulfonylisocyanate (CSI, **476**) and sulfur trioxide. CSI behaves as a typical [2+2] cycloaddend with most alkenes, but it has been demonstrated to be also involved in stepwise cycloadditions via polar intermediates.¹¹⁴ The additions of CSI with both alkylidene and alkenylidenecyclopropanes have been studied in detail by several authors.^{115–121}

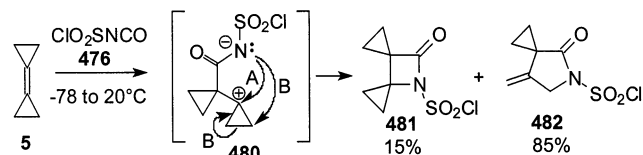
Diphenylmethylenecyclopropane (**393**) reacts with CSI (**476**) to afford the iminolactone **478** (Scheme 74).¹¹⁶ A careful analysis of the reaction demonstrated that the β -lactam **477** was a labile intermediate since a prompt reduction of **477** with pyridine/thiophenol allowed the isolation of lactam **479**.¹¹⁷

Bicyclicpropylidene (**5**) reacts with CSI to give only small amounts of the β -lactam **481**, while the main product is the γ -lactam **482** (Scheme 75). This finding is best explained in terms of a 1,4-zwitterionic intermediate **480**, which predominantly cyclizes with a concomitant cyclopropyl-to-allyl opening of its cationic end group (route B).¹¹⁸

Scheme 74

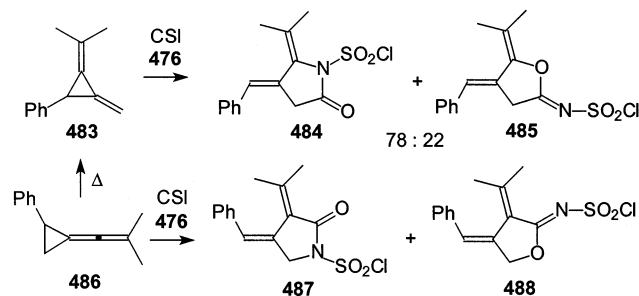


Scheme 75



The formation of the β -lactam derivative **481** remains an isolated case. For example, the bis-(alkylidene)cyclopropane **483**, which can be prepared by thermal rearrangement of isopropenylidenecyclopropane **486**,¹¹⁹ gives the regioisomeric adducts **484** and **485** in a 78:22 ratio in the reaction with CSI (Scheme 76).¹²⁰ It is interesting to note that the

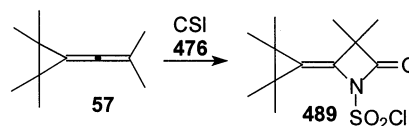
Scheme 76



analogous reaction with **486** produced, besides smaller amounts of other constitutional isomers, two other regioisomers **487** and **488**,¹²¹ which are stable, in sharp contrast to the reported instability of **484** and **485**.

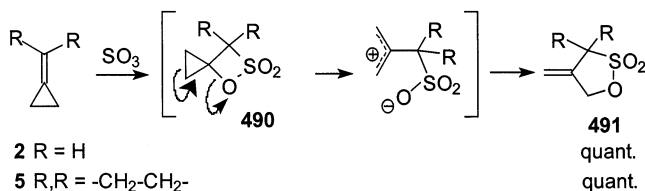
Moreover, the reaction of CSI with alkenylidenecyclopropanes is extremely sensitive to substitution of the cyclopropyl ring and also of the allene moiety. Thus, the electrophilic attack can occur at both C=C double bonds. Reaction of CSI with the fully substituted alkenylidenecyclopropane **57** occurs exclusively at the double bond away from the cyclopropane in a [2+2] fashion to afford cleanly lactam **489** (Scheme 77).¹²¹

Scheme 77



The addition of sulfur trioxide to MCP (**2**) and BCP (**5**) afforded the corresponding γ -sulfones **491**, moderately stable at room temperature (Scheme 78).

Scheme 78

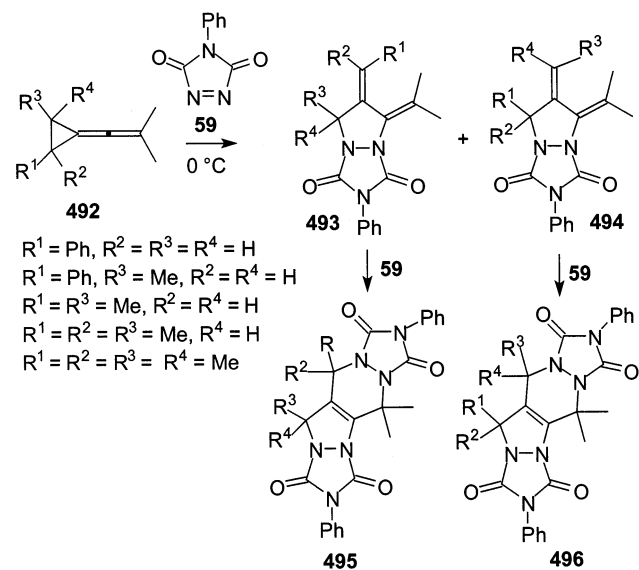


These adducts are supposed to originate from the isomerization of initially formed β -sulfones **490**.¹²²

PTAD (**59**) reacts with MCP derivatives in a variety of modes of addition to the C=C double bond, depending on the structural features of the reacting MCPs. Thus, it reacts with allylidene- and benzylidenecyclopropanes in [4+2] cycloadditions (see section II.B.1), with alkylidenecyclopropanes it undergoes ene reactions²⁸ or [2+2] cycloadditions (see section V), and with BCP it gives products probably derived from an initial [2+1] cycloaddition (see section VI).

With alkenylidenecyclopropanes **492**, PTAD (**59**) reacts very rapidly attacking only the cyclopropylidene-substituted double bond, but exclusively with ring opening, giving [3+2] cycloadducts **493** and **494** (Scheme 79).^{28,123} The dienes **493** and **494** in most

Scheme 79



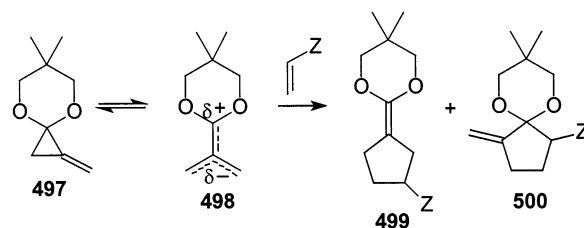
cases react further with PTAD in a hetero Diels–Alder mode to form the 2:1 adducts **495** and **496**, respectively.

Although **483** and other highly substituted ACP derivatives react as nucleophiles in some reactions, behaving ultimately as latent 1,3-dipoles, they are still considered precursors of diradical TMMs, reacting also with radicals and undergoing ring opening by homolytic C–C bond cleavage under thermal conditions.

Only recently, Nakamura and co-workers have collected evidence for the occurrence of discrete dipolar TMM intermediates from *gem*-dialkoxy-

substituted MCPs and ACPs under thermolytic conditions.¹²⁴ Compound **497** undergoes a degenerate rearrangement, which has been evidenced by isotopic and chemical labeling at the exo methylene carbon atom, at temperatures as low as 40 °C (Scheme 80).¹²⁵

Scheme 80



This rearrangement occurs through the zwitterionic intermediate **498**, whose nucleophilic character is demonstrated by reaction with electron-poor alkenes in [3+2] cycloadditions producing functionalized cyclopentane derivatives **499** and **500**.¹²⁶ Analogous reactions take place with electron-deficient alkynes.¹²⁷ The intermediate TMM **498** is rather inert to triplet O₂, being converted only slowly to an unstable 1,2-dioxolane by passing O₂ to a toluene solution of **497**, heated at 80 °C.¹²⁵ This property allows synthetically simpler procedures, since reactions of **497** and related compounds need not be carried out under rigorous exclusion of oxygen. The regioselectivity of the reaction with alkenes depends on the electron-withdrawing properties of the Z group(s), with groups of moderate potency giving selectively the regioisomer **499** and more potent groups usually affording a mixture of **499** and **500** with the latter isomer prevailing (Scheme 80).¹²⁸ This different outcome of the reaction has been interpreted on the basis of a mechanistic switch from a concerted pathway with regular alkenes to a stepwise mechanism with strongly electron-deficient alkenes, initiated by a SET from **498** to the alkene that forms an intermediate radical anion. This hypothesis is supported by the contrasting stereochemical data collected in the two cases with Z and E 1,2-disubstituted and trisubstituted alkenes: cyclopentylidene acetals of type **499** are formed essentially with stereochemical preservation^{126,129} while considerable loss of stereochemical information occurs in the formation of methylene-cyclopentanone ketals **500**, obtained as mixtures of diastereomers.¹²⁸

Nakamura and co-workers have also investigated extensively the reactivity of MCP **497** and its substituted congeners toward carbon–heteroatom double bonds and have found that additions to carbonyl compounds and imines represent a useful and practical way for the synthesis of oxygen and nitrogen heterocycles, respectively. Under simple thermal conditions, both aromatic and aliphatic aldehydes and ketones react with **497** to give mainly α -methylene- γ -lactone ketal derivatives **501**, together with small amounts of the regioisomeric alkylidenetetrahydrofurans **502** (Scheme 81).¹³⁰ The scope of the reaction is well represented by the examples in Table 18. The regioselectivity of the reaction is always synthetically useful, varying from excellent for aliphatic carbonyl derivatives to fairly good for aromatic

Scheme 81

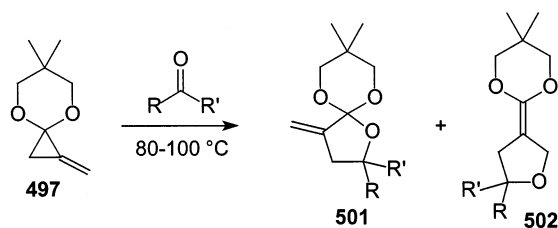


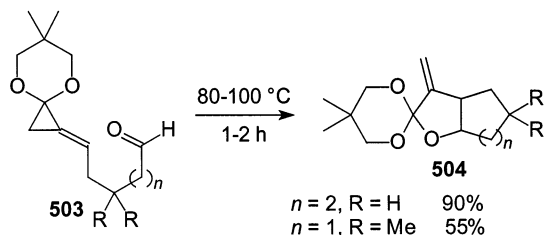
Table 18. Reactions of MCP 497 with Carbonyl Derivatives

Entry	Aldehyde or ketone	Major product (% Yield)	501:502 Ratio
1			89:11
2		82	87:13
3		81	87:13
4		75	92:8
5		81	93:7
6		84	96:4
7		86	96:4
8		56	96:4
9		81	98:2

ones. The product from entry 9 consisted of two diastereomers in a 4:1 ratio, the major being the *O*, *t*Bu-*trans* derivative. This reaction required prolonged reaction times, but its rate was enhanced under high pressure.¹³⁰

Recently, an intramolecular version of the process has been studied (Scheme 82).¹³¹ Bicyclic-fused me-

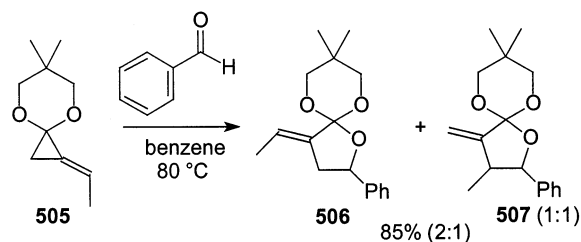
Scheme 82



thylenedihydrofuranone ketals **504** were obtained from **503** in short reaction times with complete regioselectivity but negligible diastereoselectivity (~1.2:1).

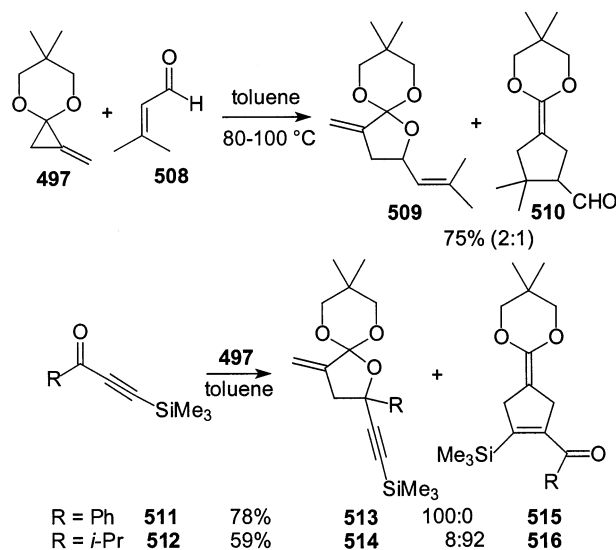
The regioselectivity observed in the addition of benzaldehyde to the ethylidenecyclopropane **505** has been explained in terms of steric effects in the initial attack of dipolar TMM intermediate to the carbonyl carbon. Alkylidenefuranone ketal **506**, derived from attack of the less hindered methylene carbon, was the prevalent adduct (Scheme 83).^{124,130}

Scheme 83



With α,β -unsaturated carbonyl compounds, competition between addition at C=O and C=C double (or triple) bond has been observed. While the addition to alkenyl ketones occurs only at the C=C bond, the addition to the corresponding aldehydes gives a mixture of adducts stemming from C=C and C=O addition. The heterocyclic derivative is most abundant, when the C=C bond is sterically congested, such as in aldehyde **508** (Scheme 84).¹³⁰ Since alkynes

Scheme 84

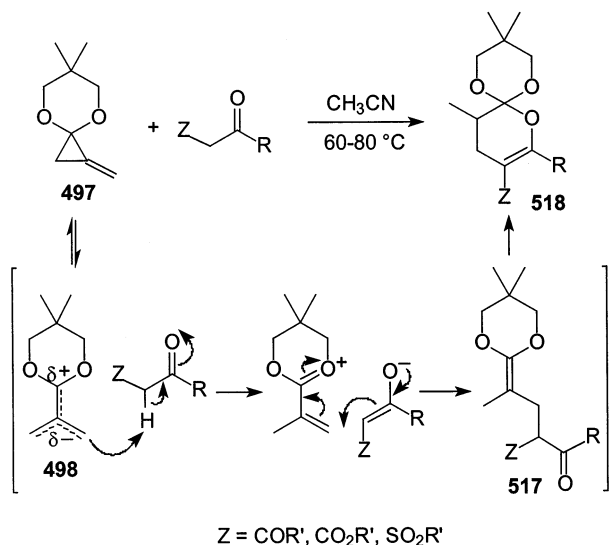


are less reactive toward MCP **497** than alkenes, acetylenic ketone **511** resulted predominantly in addition to the C=O double bond with formation of furan adduct **513** (Scheme 84).¹²⁷ However, this reaction showed an interesting dichotomy, since the ratio was almost completely reversed toward the alkylidenecyclopentene **516** in the case of the starting compound **512**, where the carbonyl group is sterically and electronically deactivated. Furthermore, addition of **512** is highly solvent-dependent: in acetonitrile, the ratio **514**/**516** increased to 57:43.¹²⁷ This solvent effect is consistent with a stepwise mechanism for addition at C=O, with formation of a polar intermediate occurring faster in a polar solvent than the concerted addition to the triple bond. Reactions of **497** in CH_3CN gave small amounts (3–10%) of adducts even to the C=O group of acetylenic methyl esters.

With β -diketones and related compounds, the [3+2] cycloadduct to C=O has also been observed in a few cases. However, the acidity of the doubly activated methylene group now offers an alternative and competitive reaction pathway. This new reaction pathway usually becomes dominant and ultimately

leads to the formation of structurally diverse oxygen heterocycles, namely, dihydropyranone ketals **518**, formally derived from a [3+3] cycloaddition (Scheme 85).¹³² Ketene acetals of structure **517**, precursors of

Scheme 85



518, have been isolated instead of the pyranones with certain active methylene substrates. Examples in Table 19 illustrate the viability and the scope of this method for the synthesis of dihydropyran-2-one ketals and the competition with the [3+2] cycloaddition to C=O.¹³²

Early attempts to synthesize pyrrolidinone derivatives by means of the analogous [3+2] cycloaddition to simple imines were unsuccessful.¹³⁰ However, it has been found recently that **497** reacts thermally with more electron-deficient C=N double bonds, such as those of *O*-alkyloximes¹³³ and *N*-tosyl- and methoxycarbonylimines,¹³⁴ to produce the desired five-membered azaheterocycles. Interestingly, *O*-alkyloximes and *N*-tosylimines show opposite regiochemical preference, making the process synthetically more useful since structurally different products become available. Cycloadditions with *O*-alkyloximes **519a** occur at the chemically equivalent termini of TMM **498**, in analogy to cycloadditions with alkenes and alkynes. Consequently, ketene acetal-substituted pyrrolidines **520** are the primary cycloadducts which, upon acidic hydrolysis, are precursors to pyrrolidinecarboxylic acid esters **521** (Scheme 86 and Table 20).¹³³ Conversely, cycloadditions to *N*-tosyl- and *N*-acylimines **519b** display the same regioselectivity as those to carbonyl derivatives, with the heteroatom linking to the acetal carbon atom. Lactam acetals **522** are then produced primarily, which can be converted to γ -amino acids **523** on hydrolysis (Scheme 86 and Table 21).¹³⁴

The reactions with *O*-alkyloximes **519a** represent a useful synthesis of pyrrolidine derivatives by [3+2] cycloaddition, an alternative to the azomethine ylide-alkene dipolar cycloaddition. The reaction requires quite high temperatures and prolonged reaction time; however, it can be facilitated by high pressure (10 kbar). *O*-Alkyloximes derived from aromatic aldehydes are good substrates for the reaction, as com-

Table 19. Reactions of MCP 497 with Active Methylene Compounds

Entry	Active methylene compound	Products	Yield %
1			90
2	 X = CH ₂ X = O		X = CH ₂ 90
3			X = O 91
4			52
			<10
5	 R = Me R = OMe		R = Me 65
6			R = OMe 52
7	 SO ₂ (pTolyl) Ph		44
			10

Table 20. Reactions of MCP 497 with *O*-Alkyl Oximes

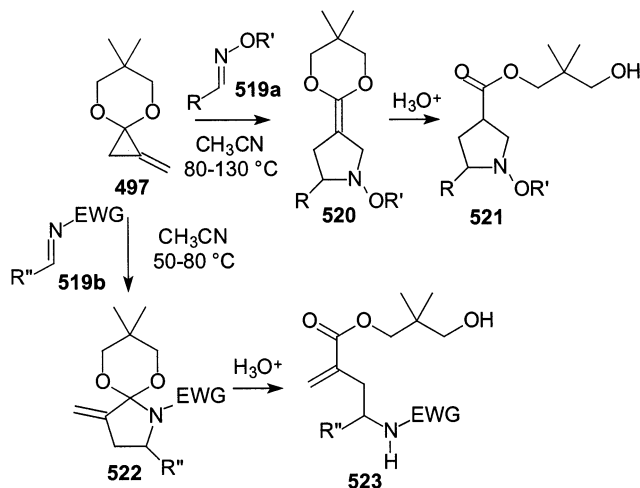
Entry	Oxime	Pyrrolidine (% Yield) [R = CH ₂ C(CH ₃) ₂ CH ₂ OH]
1	 Ar = C ₆ H ₅ Ar = <i>p</i> -MeOC ₆ H ₄ Ar = 2-Furyl	70 ^a
2		70 ^b
3		90 ^c
4	 Ar = <i>p</i> -ClC ₆ H ₄ Ar = 3-Pyridyl	99 ^c
5		66 ^c
6	 MeO ₂ C OBn	79 ^d

^a At 120–130 °C. ^b In CH₂Cl₂ at 10 kbar pressure. ^c At 100 °C. ^d At 80 °C.

Table 21. Reactions of MCP 497 with *N*-Tosylimines and *N*-Methoxycarbonylimines

Entry	Imine	Adduct (% Yield)
1		
2	$R = \text{Ph}$	92 ^a
3	$R = 2\text{-Furyl}$	89 ^a
4	$R = t\text{Bu}$	86 ^a
5		
6	$R = 2\text{-Furyl}$	78

^a The yield refers to the corresponding open-chain γ -aminoester obtained after mild hydrolysis.

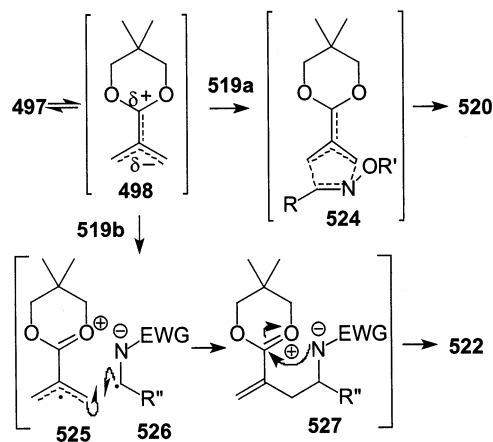
Scheme 86

pared with aliphatic ones, which react only under high pressure and afford complex mixtures of products. A reaction rate depending on the electron deficiency of the C=N bond has been observed for *C*-aryloximes (Table 20): *p*-chlorobenzaldehyde oxime (entry 4) reacted at lower temperature than benzaldehyde oxime (entry 1), while the *p*-methoxy substituted gave addition only under high pressure (entry 2). The more electron-deficient glyoxylate oxime reacted fast at 80 °C, providing an efficient route to proline derivatives (entry 6).¹³³ *O*-Methyl-oximes and *O*-benzyloximes performed equally well. However, a strong dependence of reactivity on the configuration of the oxime has been reported: (*E*)-oximes are much more reactive than their *Z* isomers,

with the latter being converted only partially and with low yields. In this respect, *O*-benzyloximes are to be preferred to *O*-methyloximes, as they are obtained from the corresponding aldehydes generally with a higher *E/Z* ratio (~9:1 vs 7:3). The pyrrolidine products are obtained as diastereomeric mixtures, with a *cis/trans* ratio of ~2:1.¹³³

N-Tosyl and *N*-methoxycarbonylimines react much faster than *O*-alkyloximes, requiring lower temperatures and shorter reaction times (2–12 h). Tosylimines afford lactam acetal derivatives (Table 21) with complete regioselectivity and in excellent yield. The yields reported in entries 1–4 refer to the γ -aminoesters, since the primary cycloadducts are rather sensitive to acids and are more conveniently isolated as open-chain derivatives, from which the deprotected lactams can be regenerated on prolonged acid treatment.¹³⁴ Steric effects do not play an important role, since additions to imines derived from hindered aldehydes (entry 3) and even from ketones (entry 4) perform equally well. The major limitation rests in the failure of imines bearing hydrogens on the α -carbons to undergo cycloaddition; instead, deprotonation by the intermediate TMM **498** occurs. *N*-Methoxycarbonylimines are also able to participate in this cycloaddition (entries 5 and 6), but with a slightly lower regioselectivity and formation of small amounts (3–13%) of ketene acetal pyrrolidines, which account for the lower yield in the lactam derivative.¹³⁴

The contrasting regiochemical outcome of the additions of **497** to oximes and imines has been attributed to different mechanisms followed (Scheme 87). *O*-Alkyloximes **519a** and intermediate **498** would

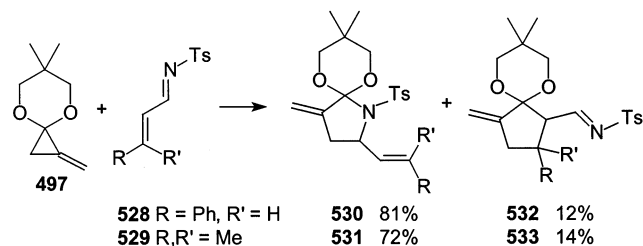
Scheme 87

cycloadd in a concerted manner through TS **524**. The observed rate enhancement under high-pressure conditions and 67-fold rate difference for (*E*)- versus (*Z*)-oximes are in agreement with the highly ordered TS of a concerted cycloaddition.¹³³ Conversely, with the more electron-deficient C=N double bond of tosylimines **519b**, a SET mechanism from **498** would initially take place, generating the radical cation **525** and the radical anion **526**. From these intermediates a stepwise cycloaddition occurs, which accounts for the observed regioselectivity with formation of products **522**.¹³⁴

The issue of chemoselectivity at a C=C or C=N double bond in the reaction of **497** with α,β -unsatur-

ated tosylimines **528** and **529** has also been addressed. The cycloaddition takes place predominantly at the C=N double bond, but formation of cyclopentanes **532** and **533** cannot be excluded even with sterically congested C=C double bonds as in **529** (Scheme 88).¹³⁴ However, the regioselectivity con-

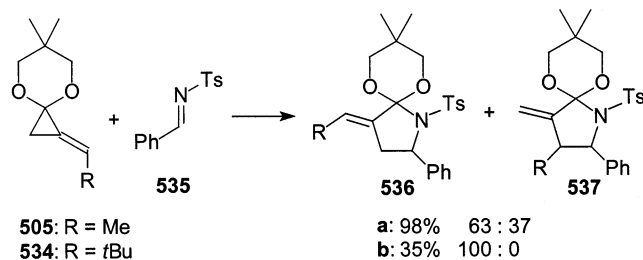
Scheme 88



cerning MCP **497** is the same as in the addition to C=N and opposite to that usually observed in the addition to alkenes, suggesting that also for the minor product the single-electron pathway is followed.

Cycloadditions to C=N double bonds of substituted ACPs **497** have also been studied. These reactions pose a further regiochemical issue originating from the nonequivalence of the terminal carbons of the TMM species. Thus, reaction of ACP **505** (90% *E*) with the tosylimine **535** derived from benzaldehyde gave the two regioisomers **536a** and **537a** in a 2:1 ratio (Scheme 89). The selectivity derives from initial

Scheme 89



formation of the new C–C bond at the less hindered position of an unsymmetric TMM radical cation related to **525**. Accordingly, ACP **534** (>98% *E*) gave exclusively the regioisomer **536b**. Compounds **536** are formed as single *E*-diastereoisomers.¹³⁴

Cycloadditions to *O*-alkyloximes are much more sensitive to substitution at the reacting TMM species. Oximes derived from aryl aldehydes are inert even toward ACP **505**. Only the more reactive oximes stemming from glyoxylic acid cycloadd to ACPs **505** and **538**, affording highly substituted proline derivatives (Table 22).¹³³ All the possible isomers, i.e., two regioisomers with each one as a mixture of two diastereoisomers, were obtained from the reaction of **505** with methyl ester **539**, with little regioselectivity and virtually no diastereoselectivity (Table 22, entry 1, *cis/trans* ratios evaluated after hydrolysis of the primary adducts). However, on increasing the bulkiness of the substituents, either of the intermediate TMM or the glyoxal derivative, both regio- and stereoselectivity increased as well. Best results in terms of selectivity were obtained by combining the most hindered ACP **538** and *tert*-butyl ester of **539**

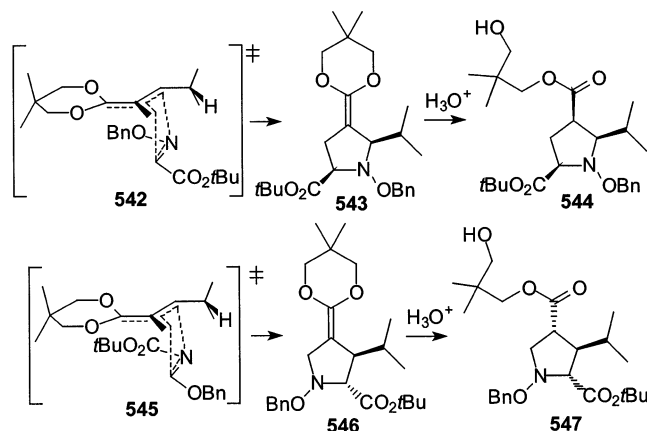
Table 22. Reactions of MCP 505 and 538 with *O*-Benzyl Oximes

entry	ACP	539 , R'	yield (%)	540:541	<i>cis/trans</i> ^a - 540	<i>trans/cis</i> ^a - 541
1	505	Me	81	70:30	68:32	49:51
2	505	<i>t</i> Bu	99	82:12	77:23	57:43
3	538	Me	81	78:22	71:29	>96:4
4	538	Ph	41	77:23	52:48	61:39
5	538	2,6-Me ₂ C ₆ H ₃	83	44:56	93:7	>95:5
6	538	2,4,6- <i>t</i> Bu ₃ C ₆ H ₂	41	88:12	94:6	>95:5
7	538	CHPh ₂	71	83:17	>95:5	93:7
8	538	<i>t</i> Bu	89	90:10	>97:3	>96:4

^a Evaluated after hydrolysis of the primary adducts to the corresponding esters.

(entry 8). These reagents afforded a 9:1 regioisomeric mixture of **543** and **546**, both as single diastereoisomers, but with opposite relative stereochemistry, *cis* for **543** and *trans* for **546** (Scheme 90). Again, the

Scheme 90



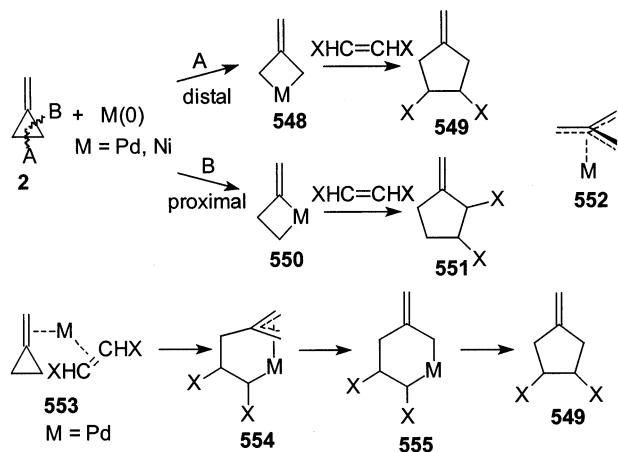
small solvent effects and the results observed confirm the concertedness of the reaction. Products **543** and **546** can be easily accommodated on the basis of cyclic TS **542** and **545**, respectively, with concurrent formation of the incipient bonds. When the R group of the ACP is bulky, the TS having substituents on the oxime pointing toward R are much higher in energy. Therefore, only TS like **542** and **545**, which account for the observed stereoselectivities, are available for the formation of regioisomers **543** and **546**, respectively, especially with bulky ester groups. Acidic hydrolysis of adducts **543** and **546** also occurred with high diastereoselectivity, affording pyrrolidine dicarboxylates **544** and **547** in a completely controlled manner, making the process extremely useful from a synthetic point of view (Scheme 90).¹³³

2. Metal-Induced Reactions

Due to the pioneering studies of Noyori and Binger, it has been known for long time that ACPs are able

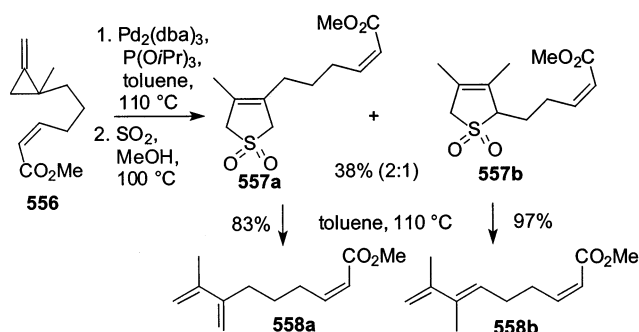
to participate in [3+2] cycloaddition reactions with alkenes under catalysis of d^{10} metal species (Ni(0) or Pd(0)) to give alkylidenecyclopentanes.¹³⁵ The regiochemistry of the reaction depends on a number of factors, mainly on the nature of the metal and ligands, the presence and type of substituents on the ACP, and the nature of the alkene, and involves the cleavage of the distal (with respect to the C=C double bond) or the proximal cyclopropane C–C bond (Scheme 91, routes A and B, respectively). Generally,

Scheme 91



Pd catalysts favor distal cleavage, while Ni catalysts behave in a more subtle way and give predominantly proximal cleavage with MCP, but increasingly distal cleavage on added substitution on the cyclopropane. The two regiochemical options can be interpreted on the basis of formation of metallacyclobutane intermediates **548** and **550**, albeit η^4 -TMM metal complexes **552** have been invoked in some occasions. However, the actual mechanism of the reaction seems to be more complex, and mechanistic studies and theoretical ab initio MO calculations¹³⁶ suggest that, at least with Pd catalysts, distal cleavage occurs from a complex **553** with both double bonds coordinated to the metal and gives a π -allyl–Pd complex **554**, which is transformed into a palladacyclohexane **555**, which eventually affords the final product **549** by reductive elimination. However, involvement of palladacyclobutane intermediates cannot be completely ruled out and they are often quoted, since they represent a practical tool for easier rationalization of the results. In any case, it is now generally accepted that, in contrast to the Pd-catalyzed [3+2] cycloadditions starting from silylmethylallyl acetates, developed by Trost,¹³⁷ where zwitterionic TMM–Pd complexes are generated,¹³⁸ d^{10} metal-catalyzed [3+2] cycloaddition reactions of ACPs do not involve transition metal complexes of the TMM type. The different mechanisms account for the profound differences between the two methods in both reactivity and outcome of the reaction. However, independent of the mechanisms involved, both methods have been used profusely in organic synthesis in the last two decades and have emerged as really useful procedures for the construction of cyclopentane skeletons. Many excellent reviews on the subject are available.^{4,124b,139} Much more limited are the examples in which these meth-

Scheme 92



ods are used for synthesizing heterocycles: those employing ACPs are discussed below.

The intramolecular variant of the metal-catalyzed [3+2] cycloaddition of ACPs with alkenes or alkynes, introduced by independent studies from Motherwell's and Nakamura's groups,¹⁴⁰ has also been studied extensively and constitutes a useful extension for the construction of homocyclic fused rings, i.e., pentalene and indane systems. During one of these studies, Motherwell and Binger found that MCP **556** is reluctant to cycloadd intramolecularly, affording a complex mixture of products, whose spectroscopical data were suggestive of a different metal-mediated reaction, namely, ring opening to its diene isomers. Indeed, treatment of the mixture with SO_2 gave the isomeric sulfolenes **557**, from which the precursor dienes **558** could be regenerated on heating (Scheme 92).¹⁴¹

The intramolecular [3+2] cycloaddition of ACPs might serve for the synthesis of bicyclic heterocycles simply by placement of a heteroatom in the chain connecting the two reactive moieties. By this strategy, Lautens has achieved a highly stereocontrolled synthesis of fused tetrahydrofurans **563** by linking MCP carbinols **560** with propargyl or allyl functions via the oxygen atom.¹⁴² The starting MCP-substituted alcohols **560** have been synthesized by completely regioselective Sm-directed cyclopropanation of allenic alcohols **559**, which, in several cases, also displayed good to excellent levels of diastereoselectivity (Scheme 93).¹⁴³ Relative stereochemistry in MCPs **560** has

Scheme 93

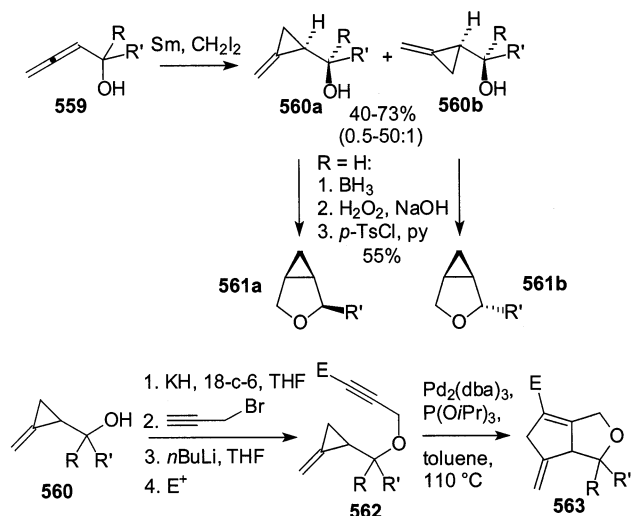
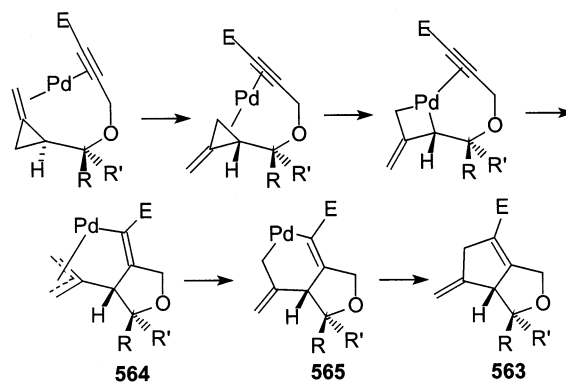


Table 23. Palladium-Catalyzed [3+2] Intramolecular Cycloadditions of ACP Alkynes

Entry	ACP	Adduct (% Yield)
1		
2	R = <i>c</i> C ₆ H ₁₁ , R' = R'' = H	75
3	R = R'' = H, R' = <i>c</i> C ₆ H ₁₁	72
4	R = <i>n</i> C ₇ H ₁₅ , R' = R'' = H	71
5	R = R'' = H, R' = <i>n</i> C ₇ H ₁₅	83
6	R-R' = (CH ₂) ₅ , R'' = H	68
6	R = <i>c</i> C ₆ H ₁₁ , R' = H, R'' = <i>n</i> Pr	58
7		
8	R = OMe, R' = CO ₂ Me	75
9	R = Me, R' = CO ₂ Me	43
10	R = H, R' = CH ₂ OH	85
11	R = H, R' = CH ₂ OTBDMS	100
12	R = H, R' = COMe	92
12	R = H, R' = TMS	46
13		
14	R = TBDMS	40
14	R = SiMe ₂ Ph	40

been ascertained by their two-step conversion into cyclopropane-fused tetrahydrofurans **561**, which represents a practical entry to these peculiar bicyclic systems from MCPs, albeit not a direct one.^{142b} The [3+2] intramolecular cycloaddition of the ACP moiety to C–C triple bond catalyzed by palladium complexes [Pd₂(dba)₃/P(O*i*Pr)₃ or Pd(PPh₃)₄] was successful within a broad range of substituents. It occurred in a highly stereoselective manner to afford, with complete retention of configuration at the stereogenic cyclopropyl carbon atom, compounds of type **563**, which can serve for further synthetic elaborations (Table 23).^{142c} The relative stereochemistry of the adducts has been proven unequivocally by an X-ray crystal structural analysis of the product obtained from entry 9, which was identical to that from entry 1 after reduction with DIBAL-H.

The proposed mechanistic sequence shown in Scheme 94 accounts for the observed retention of stereochemistry, since both insertion and carbopalladation steps occur with retention. Moreover, this mechanism is in agreement with the higher reactivity of electron-deficient alkynes, which supports initial coordination of the C≡C bond, and with deuterium-labeling experiments, which showed the equivalence of the two terminal allyl carbon atoms, advocating the formation of a π -allyl–Pd complex **564**, a rapidly equilibrating methylenepalladacyclohexene **565**, or both.^{142c}

Scheme 94

Analogous intramolecular cycloadditions to electron-deficient alkenes occurred in refluxing toluene but required higher amounts of Pd catalysts and longer reaction times. With C=C double bonds, two new stereogenic centers are formed in the cycloaddition and high stereocontrol was achieved at the bridge-head carbon atom, which depends on the relative stereochemistry of the preexisting stereocenters; i.e., different diastereoisomers exhibit complementary facial selectivity in the addition to the alkene (Table 24, cf. entries 1–6 vs 7–11).^{142d} This behavior is

Table 24. Palladium-Catalyzed [3+2] Intramolecular Cycloadditions of MCP Alkenes^a

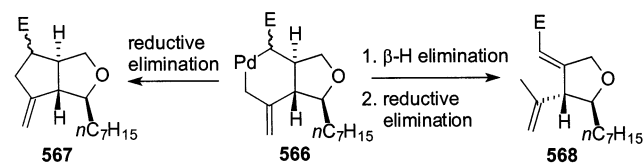
Entry	MCP (Alkene Configuration)	Catalyst	Products [% Yield (ratio)]
1			
2	E = CO ₂ Et (<i>E</i>)	A	78 (100:0)
3	E = CO ₂ Et (<i>E</i>)	B	53 (100:0)
4	E = CO ₂ Et (<i>Z</i>)	A	75 (100:0)
5	E = COMe (<i>E</i>)	A	81 (100:0)
6	E = SO ₂ Ph (<i>E</i>)	A	60 (0:100)
6	E = CN (<i>Z/E</i> 1:2)	A	92 (50:50)
7			
8	E = CO ₂ Et (<i>E</i>)	A	87 (50:50)
9	E = CO ₂ Et (<i>E</i>)	B	95 (65:35)
10	E = CO ₂ Et (<i>Z</i>)	A	83 (50:50)
11	E = SO ₂ Ph (<i>E</i>)	A	86 (80:20)
11	E = CN (<i>Z/E</i> 1:4)	A	91 (40:60)
12			
12		C	40

^a Catalysts: (A) Pd(PPh₃)₄ (10–20%). (B) Pd₂(dba)₃/P(O*i*Pr)₃ (30%), 4-Å MS. (C) Pd₂(dba)₃/P(O*i*Pr)₃ (37%).

independent of the stereochemistry at the double bond (entries 1–3 and 7–9). The level of stereocontrol exerted on the carbon atom bearing the electron-

withdrawing group is highly dependent on the type of diastereoisomeric MCP. The anti diastereoisomers, with the exception of MCP in entry 6, gave a single product, but with opposite stereochemistry in the case of the sulfone in entry 5 with respect to ester and ketone (entries 1–4). Conversely, the syn diastereoisomers always gave mixtures of products with low, if any, selectivity (entries 7–11). The most notable feature of this process is the high-yield formation of unusual trans-fused [3.3.0]bicyclic systems in entries 7–11. Albeit the observed selectivities cannot be rationalized easily, the formation of trans-fused products has been related likely to trans-fused methylenepalladacyclohexane intermediate precursors **566** (Scheme 95). However, the TS for the

Scheme 95



reductive elimination to methylenecyclopentane **567** is expected to be of high energy and competition with β -hydride elimination becomes viable (Scheme 95). This happened in the reaction of the ester catalyzed by $\text{Pd}_2(\text{dba})_3$, which afforded diene **568** (entry 12). Generally, for the formation of the bicyclic adducts, $\text{Pd}(\text{PPh}_3)_4$ was found to be the most satisfying catalyst.^{142d}

While the metal-catalyzed [3+2] cycloaddition to C–C unsaturated bonds has been thoroughly studied and applied in synthesis, general procedures for the corresponding additions to unsaturated carbon–heteroatom moieties, which would afford heterocycles in the newly formed ring, have been disclosed only very recently (see below), in contrast to the cycloaddition using TMM generated according to Trost's method, where additions to $\text{C}=\text{O}$ ¹⁴⁴ and $\text{C}=\text{N}$ ¹⁴⁵ double bonds had been carried out much earlier. The only exception were the additions to heterocumulenes, i.e., to the $\text{C}=\text{O}$ bond of CO_2 and the $\text{C}=\text{N}$ bond of keteneimines.

The Pd-catalyzed additions of ACPs to CO_2 (40 atm) in benzene at 130 °C were first studied by Inoue (Table 25, entries 2–5, 8, and 9).¹⁴⁶ The best catalytic systems were found to be $\text{Pd}(\text{dba})_2/\text{PPh}_3$ and $\text{Pd}(\text{diphos})_2$, which gave opposite regioselectivity in the resulting γ -lactone products (Table 25, entries 4, 5, 8, and 9). Later studies by Binger on other ACP substrates, including MCP, demonstrated that the process is affected by side reactions, namely, co-oligomerization due to subsequent additions of other ACP units to the butenolides,¹⁴⁷ which account for the low yields. Although it was possible to obtain the γ -butenolide from MCP (entry 1) in good yields, after extensive optimization studies, in DMF at 165 °C under 40 bar of CO_2 and with the use of the (η^3 -allyl)-(η^5 -cyclopentadienyl) Pd/PPh_3 catalyst,¹⁴⁷ the shortcomings connected with this method prevent its application to substituted derivatives.

Binger also observed that MCP and its substituted derivatives **569** undergo Pd [$\text{Pd}(\text{PPh}_3)_4$ 0.7–3.5%] or

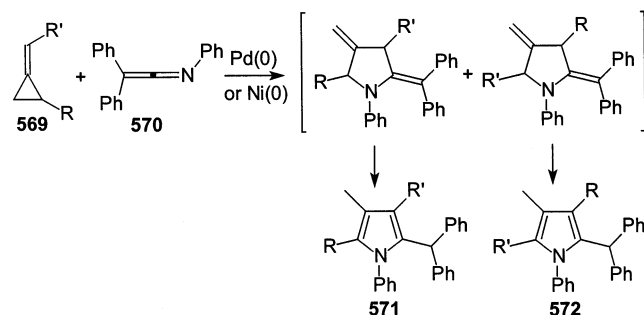
Table 25. Palladium-Catalyzed [3+2] Additions of ACPs with CO_2 ^a

Entry	ACP	Catalyst	Products (% Yield)	
1		A		80
2		B		38
3		C		29
				14
				12
4		D		31-69
5		C		0-8
6		A		trace
7		A		13
8		A		18
9		A		0
7		A		18
8		D		32
9		C		5
				21

^a Catalysts: (A) $(\pi\text{-allyl})(\text{Cp})\text{Pd}/\text{PPh}_3$. (B) $\text{Pd}(\text{PPh}_3)_4$. (C) $\text{Pd}(\text{diphos})_2$. (D) $\text{Pd}(\text{dba})_2/\text{PPh}_3$.

Ni [$\text{Ni}(\text{cod})_2$ 1–5%/P(OPh)₃] catalyzed addition to the $\text{C}=\text{N}$ double bond of triphenylketeneimine **570** where the $\text{C}=\text{C}$ bond is not affected (Scheme 96 and Table

Scheme 96



26).¹⁴⁸ The addition affords pyrroles **571** and **572** or pyrrolines derived from isomerization of the primary *exo*-methylene adducts in good yields. However, the process appears to be limited to this type of ketene imine, since addition of MCP to diphenylketene-*N*-methylimine gave a cyclopentenone imine derived from the cycloaddition to the $\text{C}=\text{C}$ double bond.¹⁴⁸

It is only thanks to recent efforts from Yamamoto's group^{139g} that a more general access to methylenetetrahydrofuran and methylenepyrrolidine derivatives has become available by metal-catalyzed [3+2] cycloadditions of ACPs to aldehydes¹⁴⁹ and imines,¹⁵⁰ respectively. The reaction of ACPs with aromatic aldehydes is completely regioselective, affording moderate to good yields of methylenetetrahydrofurans when carried out at 120 °C for 5–32 h in the absence of solvent and with $\text{Pd}(\text{PPh}_3)_4$ (2%) and Bu_3PO (4%) as catalysts (Table 27).¹⁴⁹ With THF the reaction is less efficient, and different palladium catalysts and ligands are also ineffective or less satisfying. With unsymmetrically substituted ACPs, the addition

Table 26. Palladium-Catalyzed [3+2] Additions of ACPs with Keteneimine 570

Entry	ACP	Products (% Yield)
1	R = R' = H	96
2	R = Me, R' = H	44
3	R = H, R' = Me	46
4	R = Me	93
5	R-R = (CH ₂) ₅	91-94

Table 27. Palladium-Catalyzed [3+2] Additions of ACPs with Aldehydes

Entry	ACP	Aldehyde	Product (% Yield)
1	R = R' = <i>n</i> Bu	Ar = 2-Furyl	75
2	R = R' = <i>n</i> Bu	Ar = (5-Me)-2-Furyl	65
3	R = R' = <i>n</i> Bu	Ar = 3-Furyl	51
4	R = R' = <i>n</i> Bu	Ar = 2-Thienyl	64
5	R = R' = <i>n</i> Bu	Ar = (3,4-OCH ₂ O)C ₆ H ₃	43
6	R = R' = <i>n</i> Bu	Ar = <i>p</i> -MeOC ₆ H ₄	38
7	R = R' = <i>n</i> Hex	Ar = 2-Furyl	71
8	R-R = (CH ₂) ₅	Ar = (5-Me)-2-Furyl	77
9	R = CH ₂ CH ₂ Ph, R' = Me	Ar = 2-Furyl	86
10	R = CH ₂ CH ₂ Ph, R' = H	Ar = 2-Furyl	42

showed almost no diastereoselectivity (~1.15:1, Table 27, entries 9 and 10). As to the scope of the reaction, an MCP substituted at the cyclopropyl ring was reported to give no cycloaddition at all. Benzaldehydes bearing electron-donating substituents (entries 5 and 6) gave less satisfactory results than the heteroaromatic ones. No information was given about the behavior of structurally different aldehydes.

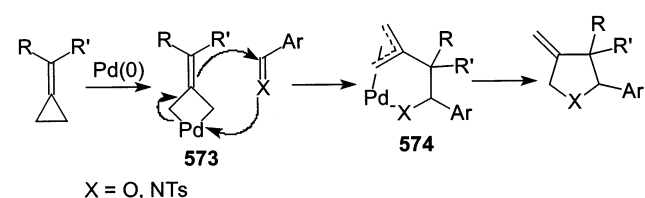
N-Tosylimines were found to give [3+2] cycloaddition reactions with ACPs at 120 °C in toluene after 9–24 h under catalysis of Pd(PPh₃)₄ (5%) and Ph₃PO (10%) and afforded, also with high regiochemical control, methylenepyrrolidines in good to excellent yields (Table 28).¹⁵⁰ The reaction is strongly affected by the nature of catalyst, ligands, and solvent. THF, DMF, dioxane, and acetonitrile gave moderate yields of adducts, while addition did not occur at all in CH₂Cl₂. Pd(dba)₂/PPh₃ was less efficient, while Pd₂(dba)₃·CHCl₃ and Pd(PPh₃)₂Cl₂ were ineffective. Other ligands [PPh₃, Bu₃PO, P(*o*-tolyl)₃] performed well, but bidentate ligands inhibited the addition. Cycloaddition to nonsymmetric substrates (entry 9) was unselective (1.3:1). The reaction showed a similar efficiency with aromatic aldehyde-derived tosylimines substituted with both electron-donating and electron-withdrawing groups (Table 28, entries 3–6). Interestingly, the imine from pivalaldehyde

Table 28. Palladium-Catalyzed [3+2] Additions of ACPs with *N*-Tosylimines

Entry	ACP	<i>N</i> -Tosylimine	Product (% Yield)
1	R = R' = <i>n</i> Bu	Ar = 2-Furyl	89
2	R = R' = <i>n</i> Bu	Ar = 2-Thienyl	91
3	R = R' = <i>n</i> Bu	Ar = (3,4-OCH ₂ O)C ₆ H ₃	93
4	R = R' = <i>n</i> Bu	Ar = <i>p</i> -MeC ₆ H ₄	91
5	R = R' = <i>n</i> Bu	Ar = <i>p</i> -MeOC ₆ H ₄	94
6	R = R' = <i>n</i> Bu	Ar = <i>p</i> -F ₃ CC ₆ H ₄	88
7	R = R' = <i>n</i> Hex	Ar = 2-Furyl	88
8	R-R = (CH ₂) ₅	Ar = 2-Furyl	91
9	R = CH ₂ CH ₂ Ph, R' = Me	Ar = 2-Furyl	71
10			
			57

was also able to give the addition, albeit affording the adduct in lower yields after 3 days, but showed opposite regiochemical preference in the formation of the alkylidenepyrrolidine (Table 28, entry 10).¹⁵⁰

The results of the palladium-catalyzed cycloaddition to aldehydes and tosylimines have been rationalized according to a common mechanistic sequence analogous to that reported in Scheme 94, initiated with formation of a palladacyclobutane **573** by cleavage of the distal cyclopropane C–C bond (Scheme 97).

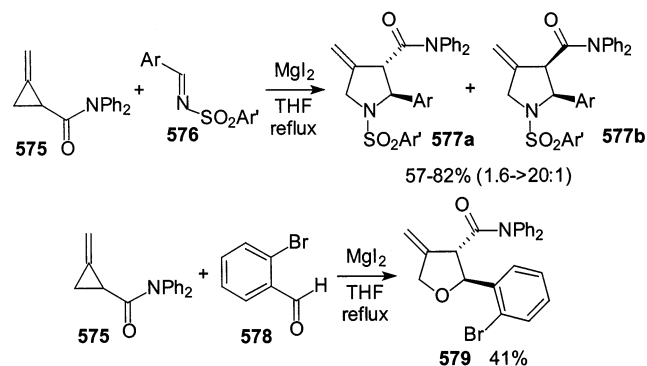
Scheme 97

This intermediate, a σ -allyl-type Pd complex, would then instigate a nucleophilic attack with allylic inversion at the C=X bond to afford the π -allyl intermediate **574**, which eventually leads to the final heterocyclic product.^{149,150} The inversion of regiochemistry observed in the addition to the pivalaldehyde-derived imine might originate from excessive steric hindrance which would steer the addition to occur via a preferred attack from the α - rather than the γ -carbon atom of intermediate **573**.¹⁵⁰

Lautens has recently described a Mg-mediated approach to similar *N*-sulfonyl methylenepyrrolidines utilizing a different concept.¹⁵¹ The work was inspired from previous results from Carreira,¹⁵² who demonstrated that cyclopropanecarboxylic acid derivatives behave as homo-Michael acceptors,¹⁵³ affording pyrrolidines in the presence of aldimines. Treatment of diphenylamide **575** with aromatic *N*-sulfonylaldimines **576** and a stoichiometric amount of MgI₂ brought the formation of methylenepyrrolidines **577**

in good yields and a diastereoselectivity from poor to excellent in favor of the *trans* isomer (Scheme 98)

Scheme 98



and Table 29).¹⁵¹ The reaction worked efficiently with both electron-deficient and electron-rich arylimines (Table 29, entries 1–8). Concerning the stereoselectivity, the presence of any substituent at the ortho position of the aryl substituent proved to furnish the *trans* isomer exclusively (Table 29, entries 5–8). It was found that stoichiometric MgI₂ was not strictly necessary: the reaction occurred also with 10–30 mol % of the salt without any loss in yields. 2-Bromobenzaldehyde (578) was also able to participate in the reaction, affording the methylenetetrahydrofuran 579 in 41% yield (Scheme 98). However, the reactions with aromatic aldehydes are less general and give more complex mixtures of products. No reaction occurred with aliphatic aldehydes or aliphatic sulfonylaldimines. Although the products 577 and 579 derive formally from a [3+2] cycloaddition, the reaction is actually a novel domino cyclization via a bifunctional vinylogous enolate intermediate generated in situ from the monoactivated MCP 575 by means of MgI₂ and follows a ring-opening – enolate addition – ring-closing pathway (see below).

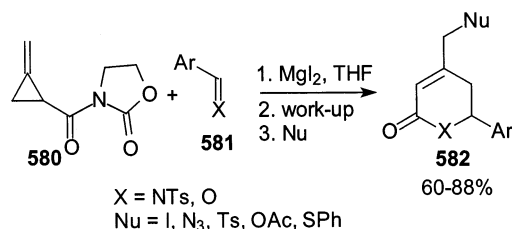
The nature of the methylenecyclopropanecarboxylic acid derivative proved to be extremely critical for both

Table 29. MgI₂-Mediated Reactions of Diphenylamide 575 with *N*-Sulfonylimines

Entry	<i>N</i> -Sulfonylimine	Product [% Yield (<i>trans</i> : <i>cis</i> ratio)]
1	Ar = <i>p</i> -F ₃ CC ₆ H ₄	65 (1.6:1)
2	Ar = <i>p</i> -O ₂ NC ₆ H ₄	57 (2.2:1)
3	Ar = <i>p</i> -BrC ₆ H ₄	85 (2.3:1)
4	Ar = <i>p</i> -MeOC ₆ H ₄	78 (5.3:1)
5	Ar = <i>o</i> -F ₃ CC ₆ H ₄	81 (>20:1)
6	Ar = <i>o</i> -BrC ₆ H ₄	71 (>20:1)
7	Ar = 2,4-Cl ₂ C ₆ H ₃	78 (>20:1)
8	Ar = 2,4-Me ₂ C ₆ H ₃	82 (>20:1)
9		 81 (4.1:1)

aspects of reactivity and outcome of the reaction. Indeed, the corresponding ethyl ester was unreactive toward either imines or aldehydes, while the phenylamide and diethylamide derivatives, in contrast to their diphenylamide analogue, gave complex mixtures of products with both substrates. Replacement of the diphenylamide group for a more electron-withdrawing oxazolidinone in imide 580 with the aim of increasing reactivity and employing milder reaction conditions not only was successful but resulted, unexpectedly, in steering the reaction toward the formation of completely different six-membered heterocyclic products 582 (Scheme 99 and Table 30).¹⁵¹

Scheme 99



The imide 580 reacted very quickly with *N*-tosyl-4-bromobenzaldimine and a stoichiometric amount of MgI₂ in refluxing THF affording a δ -lactam bearing an allylic iodo substituent and lacking the oxazolidinone group as the exclusive product (Table 30, entry 1). Since the resulting iodides were unstable to chromatography on silica, the products of the reactions were usually isolated after displacement of the iodide with nucleophiles (Table 30, entries 2–15). The reaction was already successful at room temperature but required 1 equiv of MgI₂. The scope of the reaction is very broad: aryl aldimines (Table 30,

Table 30. MgI₂ Mediated Reactions of Imide 580 with *N*-Tosylimines and Carbonyl Derivatives^a

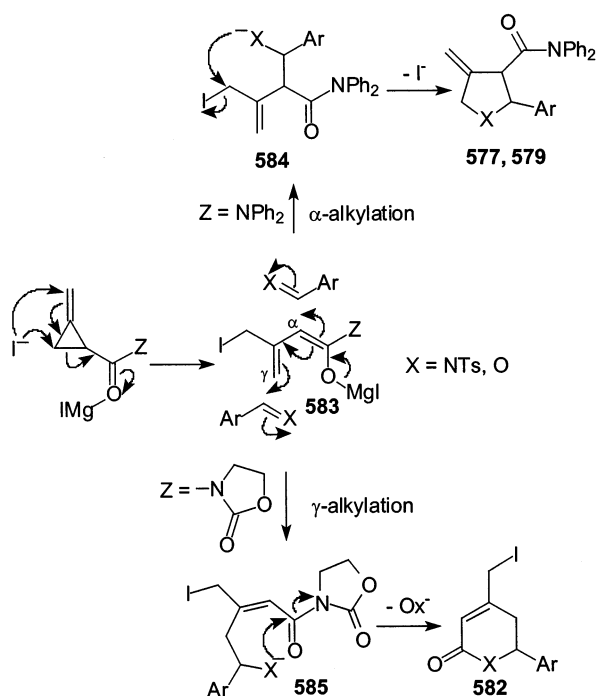
Entry	Imine or Aldehyde	Method, Nu	Products (% Yield)
1	X = NTs, Ar = <i>p</i> -BrC ₆ H ₄	A, I	60
2	X = NTs, Ar = <i>p</i> -BrC ₆ H ₄	B, N ₃	78
3	X = NTs, Ar = C ₆ H ₅	B, N ₃	81
4	X = NTs, Ar = <i>o</i> -F ₃ CC ₆ H ₄	A, Ts	75
5	X = NTs, Ar = 2,4-Me ₂ C ₆ H ₃	B, OAc	72
6	X = O, Ar = C ₆ H ₅	B, N ₃	88
7	X = O, Ar = <i>o</i> -BrC ₆ H ₄	B, SPh	67
8	X = O, Ar = <i>p</i> -O ₂ NC ₆ H ₄	A, OAc	71
9	X = O, Ar = (3,4-OCH ₂ O)C ₆ H ₃	B, Ts	65
10	X = O, Ar = 2,4-Cl ₂ C ₆ H ₃	A, N ₃	74
11	R = <i>n</i> Pr	B, N ₃	72 (6.2:1)
12	R = <i>n</i> Pr	C, N ₃	66 (4.5:1)
13	R = <i>n</i> Pr	D, N ₃	0
14	R = <i>c</i> Hex	B, N ₃	31 (>20:1)
15	R = <i>c</i> Hex	D, N ₃	0

^a Methods: (A) reflux, 1 h. (B) 0 °C to room temperature, 3 h. (C) MgI₂ (30 mol %), rt, 7 h. (D) reflux, 10 min.

entries 1–5), aromatic aldehydes (Table 30, entries 6–10), and even alkyl aldimines (Table 30, entries 11–15) are good substrates for the reaction. In the latter case, the reaction gave mixtures of methylenepyrrolidines and lactams and the bulky imine from pivalaldehyde did not react. Aliphatic aldehydes were also unreactive. The outcome of the reactions with aliphatic *N*-tosylimines was strongly affected by the temperature. At room temperature, formation of methylenepyrrolidines was favored: as in the case of amide **575**, a preference for the trans diastereoisomers has been observed (Table 30, entries 11, 12, and 14). On the other hand, no pyrrolidine was found when the reaction was performed in refluxing THF: the α,β -unsaturated δ -lactams were obtained in modest yields as major products under these conditions (Table 30, entries 13 and 15), apart from byproducts.¹⁵¹

The divergent results of these additions to MCPs **575** and **580** have been interpreted on the basis of a common-type magnesium dienolate intermediate **583** which is formed initially by MgI_2 -induced cyclopropane ring opening (Scheme 100).¹⁵¹ A nucleophilic

Scheme 100



attack of **583** to the C=N or C=O double bond then occurs with complete and opposite regioselectivity: the dienolate derived from diphenylamide **575** alkylates through the α -carbon atom to give intermediate **584**, that from oxazolidinone **580** through the γ -carbon to produce intermediate **585** (Scheme 100). Intermediate **584** eventually leads to the methylenepyrrolidines **577** by a 5-exo-tet cyclization and displacement of iodide. In principle, two options are possible for the further reaction of intermediate **585** due to the properties of oxazolidinone as a good leaving group, i.e., a 6-exo-trig cyclization with displacement of the oxazolidinone or a 5-exo-tet cyclization with displacement of iodide and formation of five-membered heterocycles. According to the

experimental results, the former one must be highly favored since δ -lactams (or lactones) **582** are obtained exclusively. An alternative hetero Diels–Alder process of magnesium dienolate **583** with imines or aldehydes would also account for formation of the products and cannot be excluded completely.

IV. Heterocycles from [4+1] Cycloadditions

The only examples dealing with [4+1]-cycloadditions of alkylidenecyclopropanes involve the additions of isocyanides to diacylmethylenecyclopropanes.

The unstable 2-cyclopropylidene-1,3-cycloalkanediones **72**, **586**, and **587** can be trapped in situ by isocyanides **588** to give [4+1] cycloadducts under mild reaction conditions to afford 3-spirocyclopropane furans or pyrroles (Table 31).¹⁵⁴ The primary cycload-

Table 31. Cycloaddition of Isocyanides **588 with 2-Cyclopropylidene-1,3-cycloalkanediones **72**, **586**, and **587****

Entry	ACP	Isocyanide	Product (% yield)
1	 72	$C\equiv N-R$ 588a 588b 588c	 589a (70) 589b (64) 589c (73)
2			
3			
4	 586	588a 588b	 590a (54) 590b (43)
5			
6	 587	588a 588d	 591a 591d
7			
			 592a (54) 592d (64)

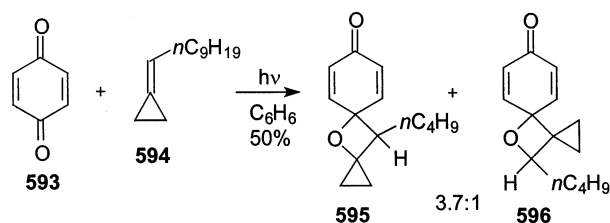
a: R = Ph; b: R = CH_2Ts ; c: R = *t*Bu; d: R = 4-MeOC₆H₄; E = CO₂Me

dition products **591a** and **591d** rearranged, upon addition of methanol, to the stable pyrrolidindiones **592a** and **592d**, which were isolated as a single stereoisomer (entries 6 and 7). The expected adducts **589** and **590** from **72** and **586**, respectively, were obtained in moderate to good yields (Table 31, entries 1–5).

V. Heterocycles from [2+2] Cycloadditions

A single example of [2+2] addition of an alkylidenecyclopropane to a C=O double bond has been reported. The Paternò–Büchi reaction of 1,4-benzoquinone **593** with **594** proceeded with moderate regioselectivity by irradiation of a degassed solution of reagents. Oxetanes **595** and **596** were obtained in a 3.7:1 ratio and in 50% yield (Scheme 101).¹⁵⁵

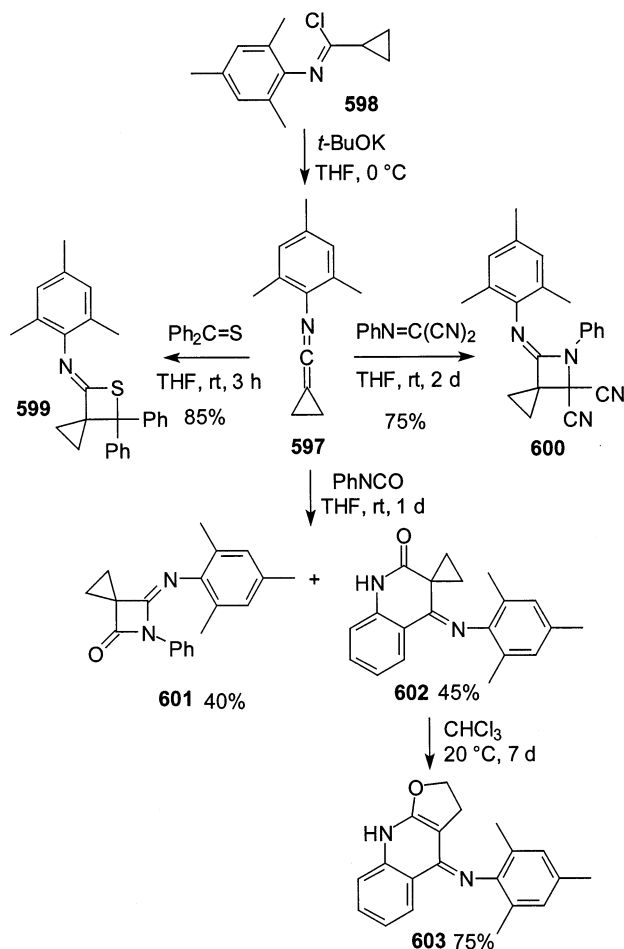
Scheme 101



4-Spirocyclopropane β -lactam derivatives have been obtained by reaction of alkylidenecyclopropanes and CSI (**476**) but only in small amounts (see section III.G.1, Scheme 74).

Ketene imine **597**, generated by treatment of cyclopropylformimidoyl chloride **598** with potassium *tert*-butoxide, was trapped in situ with suitable reactants to afford spiro-fused four-membered heterocycles. In particular, thiobenzophenone and *N*-(dicyanomethylene)aniline added in a [2+2] fashion to the C=C double bond of **597** to give the corresponding spiro derivatives **599** and **600**, respectively (Scheme 102).¹⁵⁶ In addition, **597** reacted with phenyl

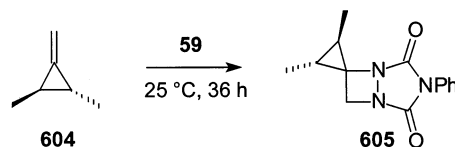
Scheme 102



isocyanate to give a mixture of the [2+2] and [4+2] adducts **601** and **602**, respectively. After several days, a solution of the 3-spirocyclopropane quinolinone **602** in CHCl_3 converted into the furo[2,3-*b*]quinoline **603** (Scheme 102).

PTAD (**59**) reacted slowly with 2,3-*trans*-dimethylmethylene cyclopropane (**604**) affording the [2+2] adduct **605** (Scheme 103).^{28,123b}

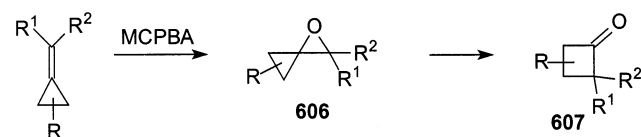
Scheme 103



VI. Heterocycles from [2+1] Cycloadditions

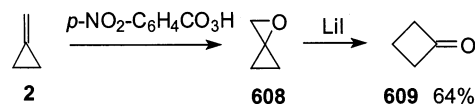
Epoxidation of alkylidenecyclopropanes to afford oxaspiropentanes **606** is a reaction that has been studied by several authors. The epoxidation has been performed with peracetic,¹⁵⁷ peroxybenzimidic,¹⁵⁸ *m*-chloroperbenzoic (MCPBA),¹⁵⁹ and *p*-nitroperbenzoic acids.¹⁶⁰ The synthetic utility of this procedure lies in the easy acid-catalyzed rearrangement of oxaspiropentanes to cyclobutanones **607** (Scheme 104).

Scheme 104



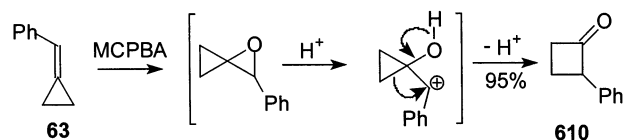
For example, cyclobutanone (**609**) was obtained in good yield by the treatment of oxaspiropentane (**608**) with LiI (Scheme 105).¹⁶⁰

Scheme 105



This acid-catalyzed rearrangement can be very fast and hamper the isolation of the oxaspiropentane. The rearrangement was proposed to proceed through the formation of an α -oxycyclopropylcarbinyl cation, which undergoes a pinacol rearrangement to generate a cyclobutanone. The presence of a cyclopropyl substituent, and potentially of another stabilizing substituent, such as the phenyl group in **63**, enhances its formation. Treatment of benzylidenecyclopropane (**63**) with an excess of MCPBA afforded only the cyclobutanone **610** in almost quantitative yield (Scheme 106).^{160c} The same reactivity was shown by

Scheme 106

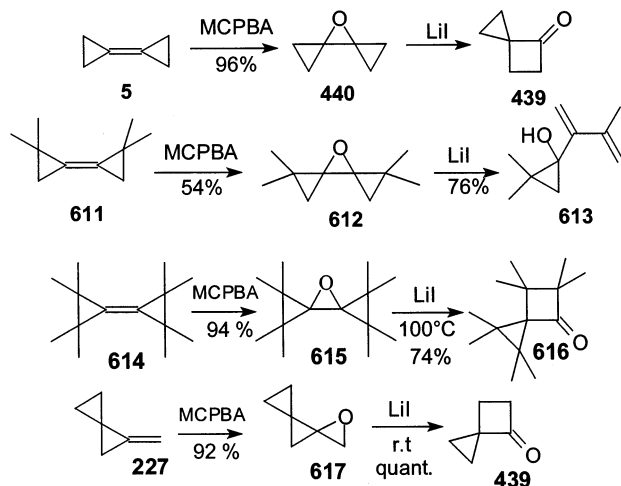


cyclohexylidenecyclopropane. The rates of epoxidation of methylenecyclopropanes are remarkably lower than those of their methylenecycloalkane homologues, their reactivity being correlated to the π -orbital energy.^{159a}

Again bicyclopopylidene (**5**) revealed itself as a unique reagent, since it readily reacted with MCPBA in the presence of sodium carbonate at 0°C to afford

the corresponding epoxide **440**, which was found to be fairly stable, reacting at 75 °C with LiI to give the expected spiro[2.3]hexan-4-one (**439**).¹⁶¹ Also, tetramethyl-substituted bicyclopropylidene **611** afforded a stable epoxide, which, however, rearranged to dienol **613** probably for steric reasons (Scheme 107).^{159a} Permethylbicyclopropylidene (**614**) was ox-

Scheme 107

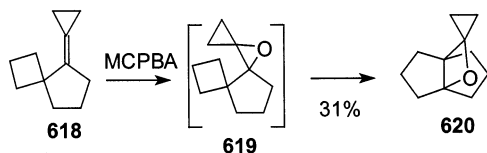


dized with MCPBA to the corresponding epoxide **615**, which was revealed as remarkably stable since it isomerized to **616** only by heating at 100 °C with LiI. Conversely, epoxide **617** isomerized at room temperature to afford quantitatively **439**.¹⁶²

As a general rule, oxaspiropentanes that evolve to a secondary carbocation are more stable than fully substituted oxaspiropentanes that generate a more stable tertiary carbocation.^{158a}

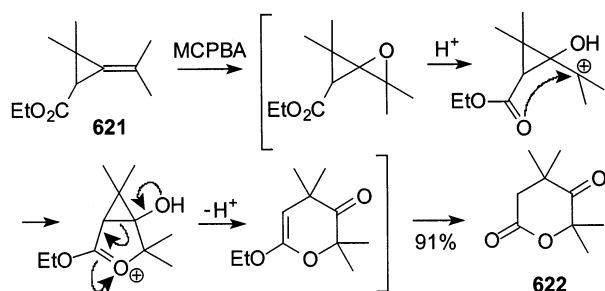
Such a rule can account for the unexpected result of the epoxidation of alkene **618**, which upon treatment with MCPBA afforded the oxetane **620** as the main product (Scheme 108).¹⁶³

Scheme 108



The presence of other substituents can drive the rearrangement along different pathways. ACP **621**, upon oxidation with MCPBA, afforded the ketolactone **622**, after trapping of the cationic center by the ester functionality (Scheme 109).^{160c}

Scheme 109

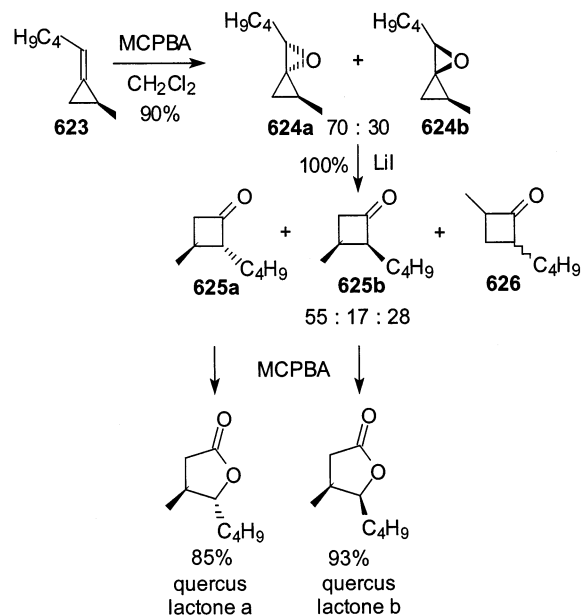


The treatment of allylidencyclopropanes with MCPBA afforded exclusively substituted cyclobutanones.¹⁶⁴

Generally, the use of buffered solutions (NaHCO₃,¹⁶⁵ Na₂HPO₄¹⁶⁶) can suppress the rearrangement.¹⁶⁷ Dimethyldioxirane, which circumvents the presence of acids, is a convenient reagent for the synthesis of oxaspiropentanes.¹⁶⁸

Several oxaspiropentane derivatives have been synthesized using this methodology¹⁶⁹ and have found application in the synthesis of natural products and analogues, often without isolation of the intermediate.¹⁷⁰ Examples of a diastereoselective epoxidation of an enantiopure ACP¹⁷¹ have been reported. Salaün used the epoxidation of ACP **623** to obtain epoxides **624**, which were transformed into the corresponding cyclobutanones **625**, intermediates in the synthesis of naturally occurring quercus lactones (Scheme 110).¹⁷²

Scheme 110

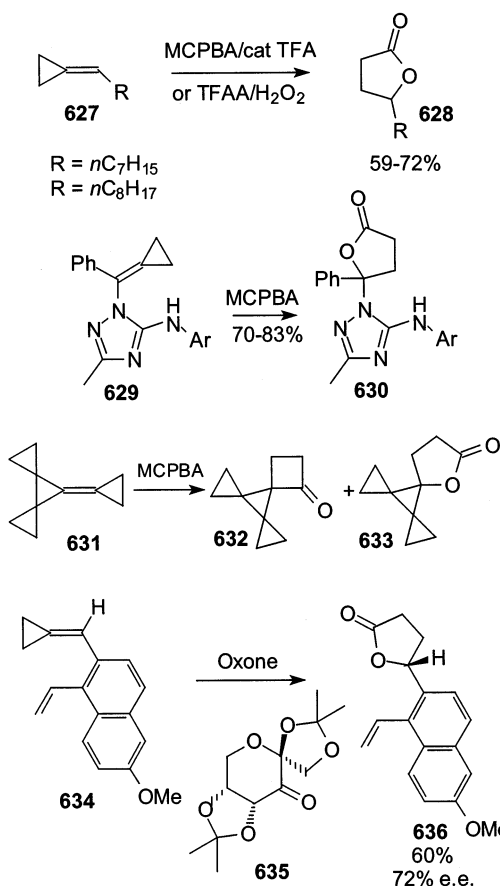


Since MCPBA is the oxidant for both oxidation steps, its use in large excess led to a cascade reaction that converted directly ACPs **627**, **629**, and **631** to γ -butyrolactones **628**, **630**, and **633** via cyclobutanone formation and Baeyer–Villiger oxidation (Scheme 111).^{162,173} The same transformation can be achieved with the use of in situ-generated trifluoroperacetic acid.^{173b} The enantioselective version of such a process was developed using Shi's catalyst **635** (Scheme 111).¹⁷⁴ Chiral nonracemic lactones **628** were also synthesized from ACPs **627** by a stepwise procedure employing a Sharpless asymmetric AD followed by ring enlargement with preservation of the stereochemical information.^{173b,175}

Examples of enantioselective epoxidation of allylidencyclopropanes using the Jacobsen catalyst^{170b} or via the Katsuki–Sharpless reaction,^{170d,e} although without isolation of the oxaspiropentanes, have been reported.

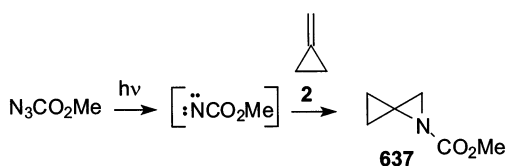
A few [2+1] additions of heteroatoms other than oxygen to MCP derivatives have been reported. Azaspiropentane **637** was prepared in 35% yield

Scheme 111



through a concerted addition of the singlet nitrene generated by photolysis of methyl azidoformate to the exocyclic bond of MCP (**2**) (Scheme 112).^{60b}

Scheme 112

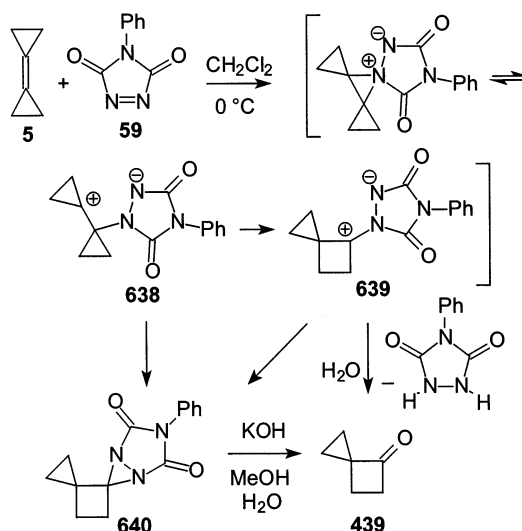


The addition of a nitrogen of PTAD (**59**) to BCP (**5**) gave an aziridinium cation adduct, which is only postulated as an intermediate in the formation of the final reaction products **640** and **439** (Scheme 113).¹¹ When the reaction is carried out in CH_2Cl_2 , the only product formed in 83% yield was **640**, which is believed to derive from the dipolar intermediate **638**. Alkaline hydrolysis of **640** gave the spirohexanone **439**. This product is the only one formed (76% yield) when the reaction is carried out in wet acetone (Scheme 113).

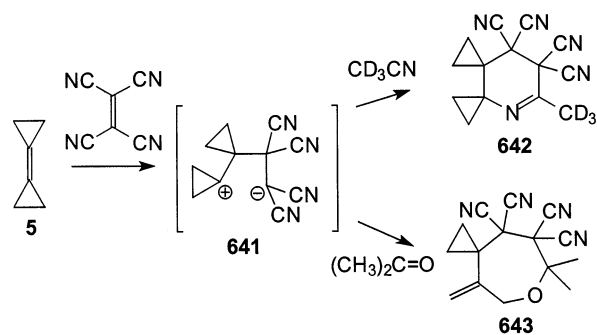
The intermediacy of the zwitterion **641**, an analogue of **638**, was evidenced also in the reaction of BCP (**5**) with tetracyanoethylene (TCNE) (Scheme 114).¹¹⁸ The reaction afforded two different heterocyclic derivatives **642** and **643** depending on the type of solvent employed.

A reported example of a [2+1] cycloaddition to methylenecyclopropanes involving phosphorus consists of the addition of iminophosphanes **644** to **2** and **119**. The reaction was carried out at room tempera-

Scheme 113

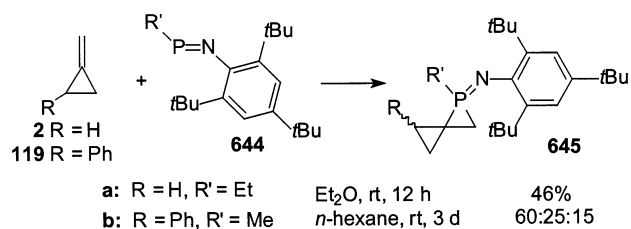


Scheme 114



ture and gave readily iminophosphaspiro[2.2]pentanes **645** in moderate yields (Scheme 115).¹⁷⁶ The major

Scheme 115



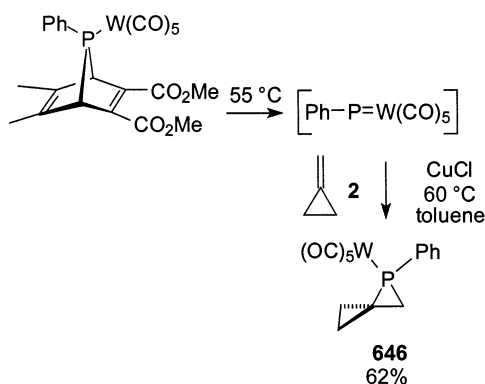
diastereoisomer of **645b** selectively crystallized (38% yield) from the reaction mixture and its structure, confirmed by an X-ray analysis,¹⁷⁶ proved that it derived from the attack of phosphorus on the opposite side of the phenyl substituent.

Finally, MCP (**2**) reacted with the phosphinidene complex $\text{PhPW}(\text{CO})_5$ to give (1-phenyl-1-phosphaspiro[2.2]pentane)pentacarbonyl tungsten (**646**) in 62% yield (Scheme 116).¹⁷⁷ The molecular structure of **646** was determined by single-crystal X-ray analysis.

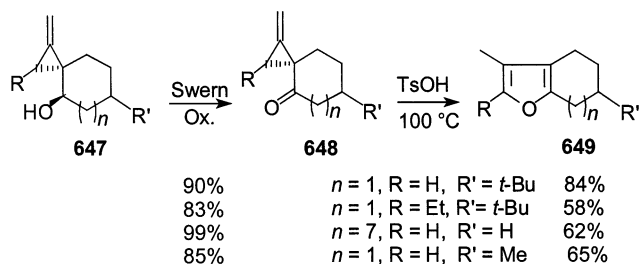
VII. Heterocycles from Thermal Rearrangements of Alkylidenecyclopropanes

MCP derivatives **648**, substituted with a carbonyl group, rearrange upon heating and under acid catalysis to afford fused 3-methylfurans **649** (Scheme 117).¹⁷⁸

Scheme 116

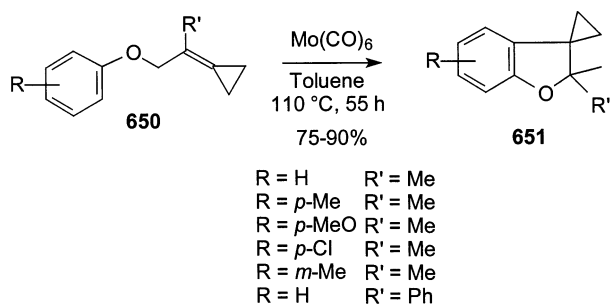


Scheme 117



A new example of Claisen rearrangement followed by a cyclization reaction has been reported with cyclopropylidene phenoxy derivatives **650** that, upon heating with a catalytic amount of $\text{Mo}(\text{CO})_6$, afforded dihydrobenzofurans **651** (Scheme 118).¹⁷⁹

Scheme 118

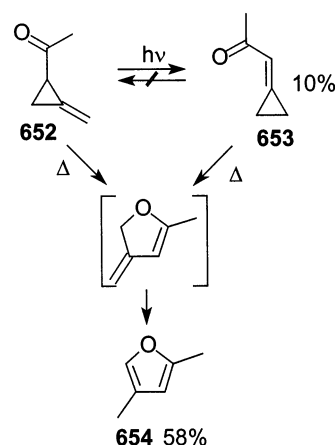


The photochemical and thermal rearrangements of 2-acetylmethylenecyclopropane **652** were studied. While irradiation of **652** caused only the irreversible, low-yielding, isomerization to ketone **653**, heating of **652** or **653** afforded 2,4-dimethylfuran **654** (Scheme 119).¹⁸⁰ These results can be rationalized both with a concerted mechanism following orbital symmetry conservation rules and with a diradical mechanism.

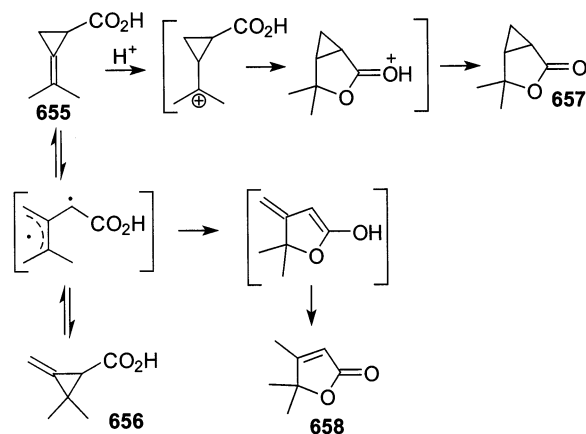
Also dimethyl-substituted methylenecyclopropane-carboxylic acids **655** and **656** undergo thermal rearrangements to afford lactones **657** and **658**. Pyrolysis of both acids gave mixtures of lactones in different ratios depending on the starting material.¹⁸¹ Acid **655** afforded lactones **657** and **658** in 7:1 ratio while **656** afforded **657** and **658** together with **655** in a 1:7:2 ratio, respectively (Scheme 120).

Cyclopropane-fused lactones **660**, analogues to **657**, but bearing a bromo atom on the bridged carbon, were obtained by treatment of methylenecyclopropanecarboxylic acids **659** with Br_2 (Scheme 121).¹⁸²

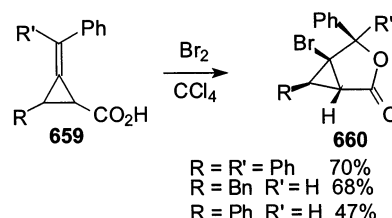
Scheme 119



Scheme 120

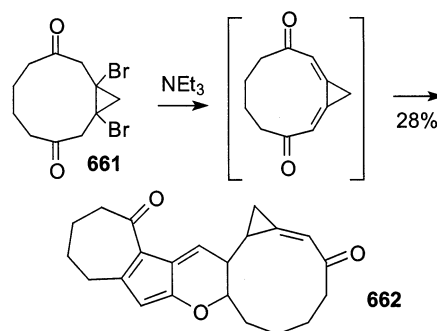


Scheme 121



A pentacyclic fused ring system was obtained starting from the bicyclic dibromoundecanone **661** that, upon treatment with triethylamine, afforded the polycyclic compound **662** (Scheme 122).¹⁸³

Scheme 122



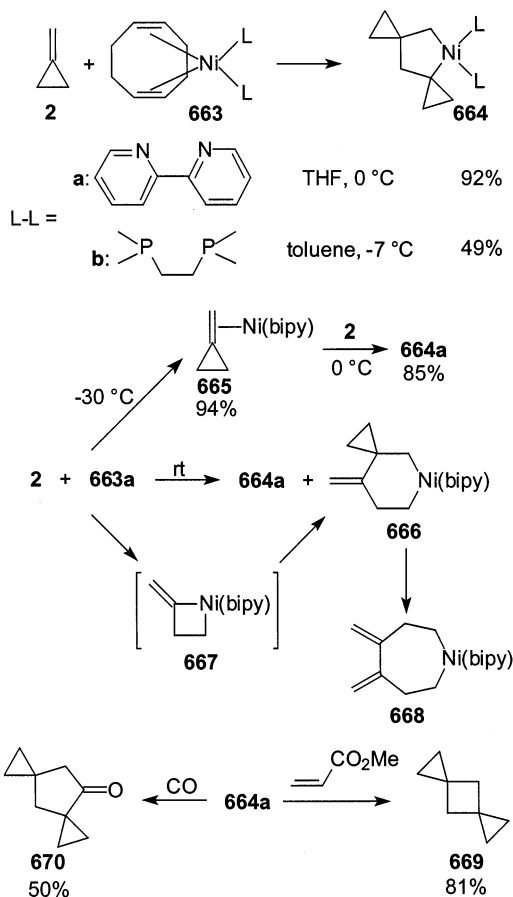
VIII. Heterocycles from Metal-Mediated Reactions

Metallacycles of different sizes have been postulated as reactive intermediates during the course of

both the palladium- and nickel-catalyzed [3+2] TMM-type cycloaddition of MCPs (methylenemetallacyclobutanes and cyclohexanes)^{135,139} and the nickel-catalyzed [2+2] cyclodimerization and cyclocodimerization reactions (nickelacyclopentanes).⁴ Several metallacycles of the proposed types have been isolated as stable compounds by reacting MCP or its derivatives with stoichiometric amounts of model nickel complexes or different metal complexes.

Nickelacyclopentanes **664** have been prepared from MCP (**2**) by Binger by use of chelating ligands that are able to stabilize the nickelacycle intermediates (Scheme 123).¹⁸⁴ These are crystalline compounds

Scheme 123

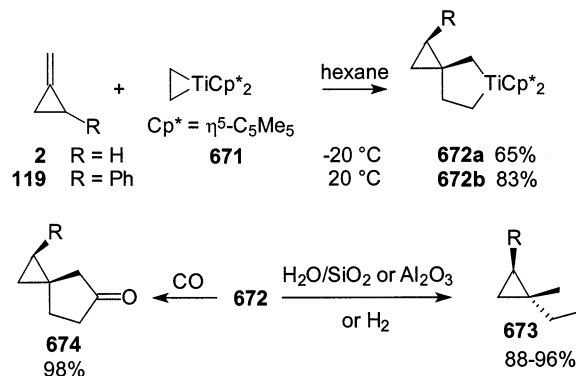


stable in the solid state under argon. However, the products obtained are strongly dependent upon the reaction conditions. At low temperature, only the alkene complex **665**, corresponding to η^2 -MCP complexes postulated as the primary intermediates in [3+2] metal-catalyzed reactions, was isolated in high yields. This olefin complex gave the nickelacyclopentane **664a** when treated at 0 °C in the presence of MCP. At room temperature, MCP reacted with the bipyridyl complex **663a** to give a mixture of the same nickelacyclopentane **664a** and a methylenenickelacyclohexane **666**, besides traces of two regioisomers of **666**.^{184a} Since **664a** is slowly converted at room temperature into a regioisomer of **666** rather than into **666**, this compound is believed to originate from the unstable methylenenickelacyclobutane **667**. After longer reaction times, **666** undergoes a methylcyclopropyl-homoallyl rearrangement to **668**. From these

stable nickelacycles, the catalytic cycles involved in MCP transformations can be envisioned. For example, reductive elimination of Ni from complex **664a** in the presence of a large excess of methyl acrylate gave in high yield spirooctane **669**, the product of the nickel-catalyzed cyclodimerization. With CO, **664a** furnished the bis(spirocyclopropane)cyclopentanone **670**.

Early transition metals are well known to promote the oxidative coupling of unsaturated C–C bonds. Thus, metallacyclopentane derivatives are obtained from two molecules of alkenes.¹⁸⁵ These metallacycles are usually unstable, not isolable species, which may decompose through two main alternative pathways: a β -hydrogen elimination followed by reductive elimination to give an alkene or a β -carbon–carbon fission which leads ultimately to the starting alkenes. Thus, an equilibrium is established between the alkene components plus the metal species and the metallacycle: this equilibrium may lie on the side of the metallacycle in the case of alkenes with large energy content, which may release part of their strain energy. Takaya took advantage of this concept in order to synthesize stable titanacyclopentanes from MCP (Scheme 124).¹⁸⁶ MCPs **2** and **119** reacted with

Scheme 124

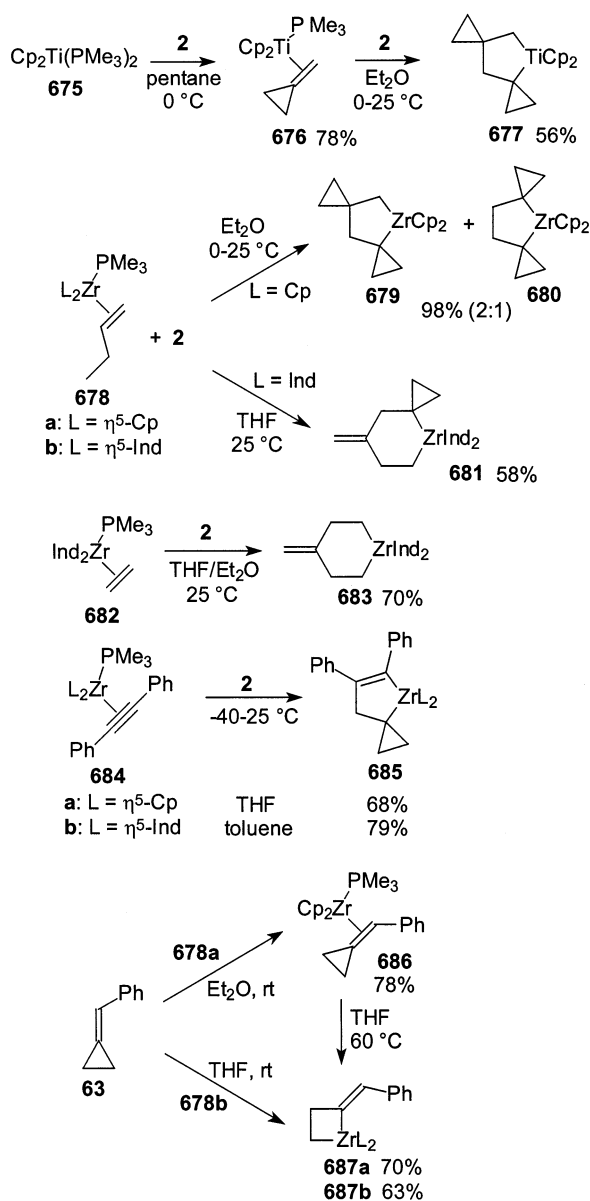


671 to give the titanacyclopentanes **672** in good yields, while 2,2-diphenylmethylenecyclopropane was unreactive under the same conditions and isomerized to an open-chain diene at elevated temperatures. Compounds **672** have considerable stability, undergoing thermal decomposition only under forcing conditions: at 200 °C, they rearranged to isomeric dienes and alkenes. Highly efficient and stereocontrolled syntheses of substituted cyclopropanes **673** and spiro-fused bicycloheptanones **674** via titanacyclopentanes **672** have been performed (Scheme 124).¹⁸⁶

Binger has now extended this study by reacting different complexes of Ti and Zr with MCP (**2**) and benzylidenecyclopropane (**63**).¹⁸⁷ Reaction of 1 equiv of MCP (**2**) with Ti complex **675** gave the η^2 -alkene complex **676**, which with excess MCP was converted into titanacyclopentane **677**. On the other hand, the reactions of **675** with 2,2-diphenylmethylenecyclopropane (**469**) and benzylidenecyclopropane (**63**) stopped at the stage of the alkene complex. The course of the reactions of excess MCP with analogous Zr complexes **678** is highly dependent on the type of ligands available for the metal. Complex **678a** be-

having analogously to the Ti complex **675**, albeit regioselectivity was lost, affording a mixture of zirconacyclopentanes **679** and **680**, while the indenyl complex **678b** gave directly the methylenezirconacyclohexane **681**. Since conversion of **679** into the analogue of **681** was ruled out, **681** should arise from an intermediate where proximal C–C bond cleavage of MCP had occurred. No alkene complex was isolated in any case in these reactions. Similar divergent behavior has been observed in the co-cyclodimerization of MCP with alkene and alkyne complexes **682** and **684**: the latter gave spiro-cyclized zirconacyclopentenes **685** and the former the methylenezirconacyclohexane **683**. The zirconium complexes **678** were also able to react with benzylidenecyclopropane (**63**), affording in this case benzylidenezirconacyclobutanes **687**, which derive from cleavage of the proximal C–C bond of **63** (Scheme 125).¹⁸⁷

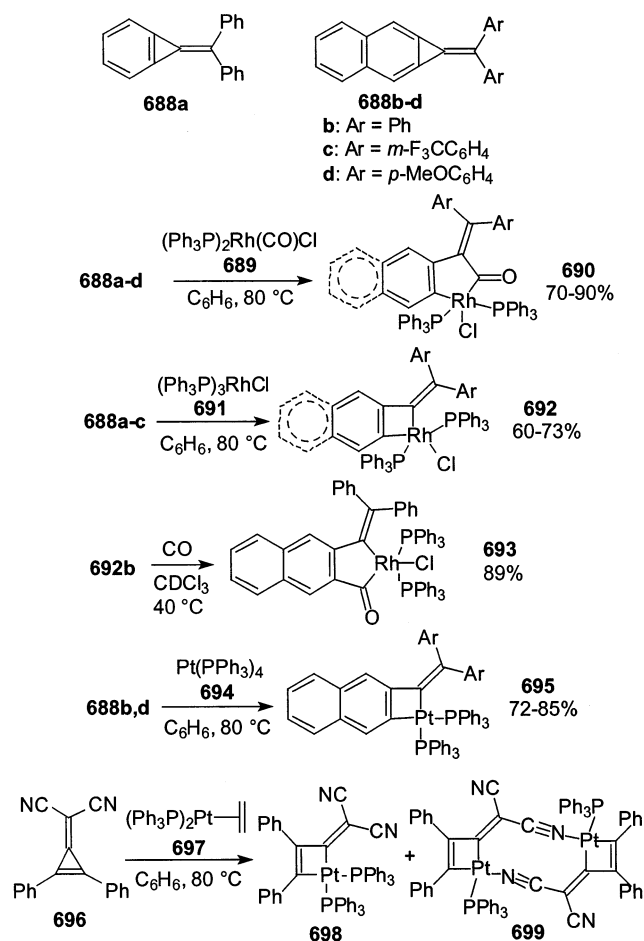
Scheme 125



Alkylidenecyclopropenes gave a similar cyclopropane ring cleavage with formation of rhodium(I) or platinum(0) methylenemetallacyclobutanes, which

may undergo subsequent insertion reactions (Scheme 126).¹⁸⁸

Scheme 126

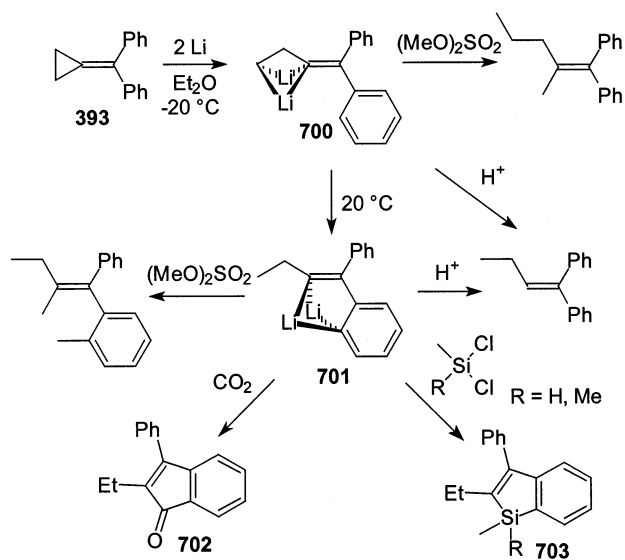


For example, compounds **688** reacted with the rhodium–carbonyl complex **689** to give the rhodanones **690**, derived from cyclopropane ring opening and CO insertion, in high yield (70–90%). With Wilkinson's catalyst (**691**), the reaction stopped at the stage of rhodacyclobutanes **692**. Interestingly, **692b** reacted with CO at 40 °C to furnish exclusively the cyclic acylrhodium **693**, regioisomer of **690b**, derived from CO insertion with cleavage of the weaker C–Rh bond. At higher temperatures (70 °C), a 5:1 mixture of **693** and **690b** was obtained. Analogous reactions of **688b,d** were observed with $\text{Pt}(\text{PPh}_3)_4$ (**694**), which afforded alkylideneplatinacyclobutanes **695**. All the above metallacycles were isolated as air-stable solids.^{188a} A similar behavior had been recorded previously in the reaction of dicyanomethylenecyclopropene **696** with the Pt–olefin complex **697**, which gave the dicyanomethyleneplatinacyclobutene **698** and the dimeric compound **699** (Scheme 126).¹⁸⁹

Bond cleavage of the proximal C–C cyclopropane bond of MCP and some of its derivatives has also been observed when these were treated with lithium powder, where a 1,3-dilithio intermediate was formed.¹⁹⁰ With diphenylmethylenecyclopropane (**393**) and other benzylidenecyclopropanes, the 1,3-dilithio intermediate **700**, initially formed at –20 °C, underwent at room temperature an uncommon 1,6-proton

shift to give a more stable dilithio intermediate **701** (Scheme 127).¹⁹¹ On the basis of spectroscopic experi-

Scheme 127

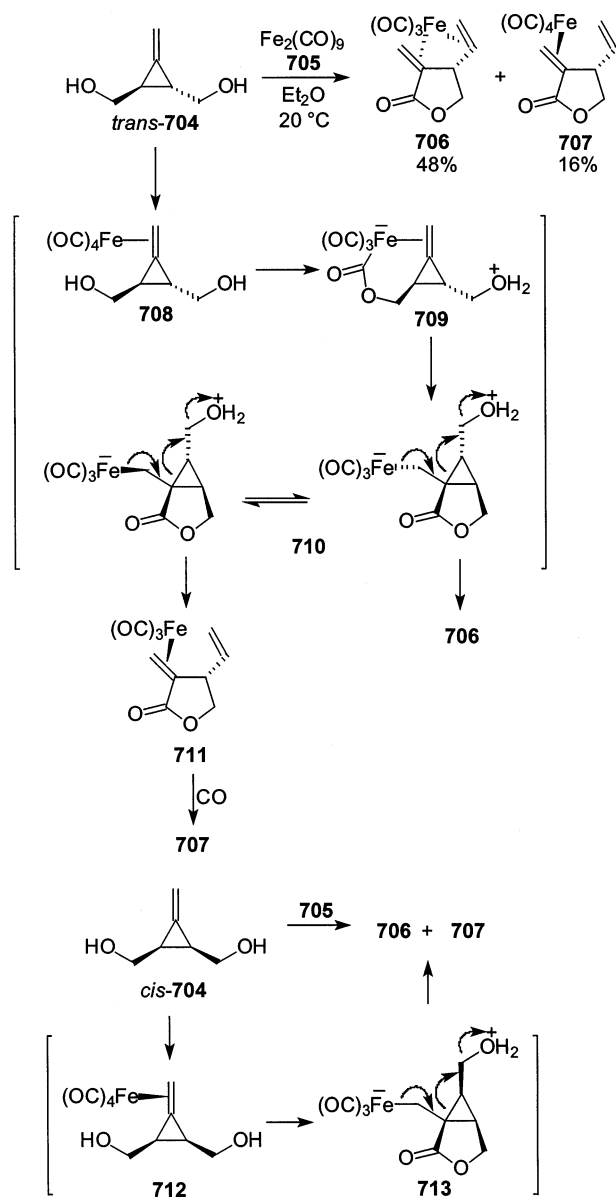


ments, these dilithio species are presumed to exist as doubly bridged compounds. The higher stability of **701** is then ascribed to a preference for 1,4-dilithio bridges versus 1,3-dilithio bridges in **700**, in addition to the preference for an sp^2 C–Li species rather than for an sp^3 C–Li species. The proposed structures for **700** and **701** are in agreement with the products of their hydrolysis and methylation reactions with dimethyl sulfate. Furthermore, intermediate **701** gave indanone **702** with CO_2 and the benzo-fused silacycles **703** when reacted with dichlorosilanes.¹⁹¹

Formation of more usual oxa and aza heterocycles has been observed during metal-promoted stoichiometric or catalytic reactions of ACPs; however, apart from the already discussed [3+2] cycloadditions of intermediates of the TMM type, these reactions have mostly remained at the stage of sporadic examples rather than of a diligent study in order to establish useful preparative methods.

As already stated, the first step in most metal-catalyzed processes involving ACPs, including [3+2] cycloaddition reactions, is considered to be a π -coordination of the C=C double bond to the metal to give η^2 -alkene–metal intermediates analogous to **665** (Scheme 123).⁴ Accordingly, numerous η^2 -alkylidenecyclopropane–metal complexes have been prepared and isolated by treatment of MCPs with metal derivatives of Fe(0), Ni(0), Pd(0), and other metals.¹⁹² While the complexes of Ni are able to participate in formal cycloaddition reactions,^{184a} as shown in Scheme 123, those of Fe are usually either too stable to easily undergo further transformations^{192a,b} or take different pathways, such as rearrangements with ring opening to Fe–diene^{192d} or to Fe–TMM^{192d,193} complexes. With MCP substrates suitably substituted to undergo intramolecular reaction with the complexed metal, other possibilities arise, as in the case of bis(hydroxymethyl)methylenecyclopropanes **704**, which gave the two vinylmethylenebutyrolactone–iron complexes **706** and **707** by treatment with diiron nonacarbonyl (**705**) (Scheme 128).¹⁹⁴ The same nonconju-

Scheme 128

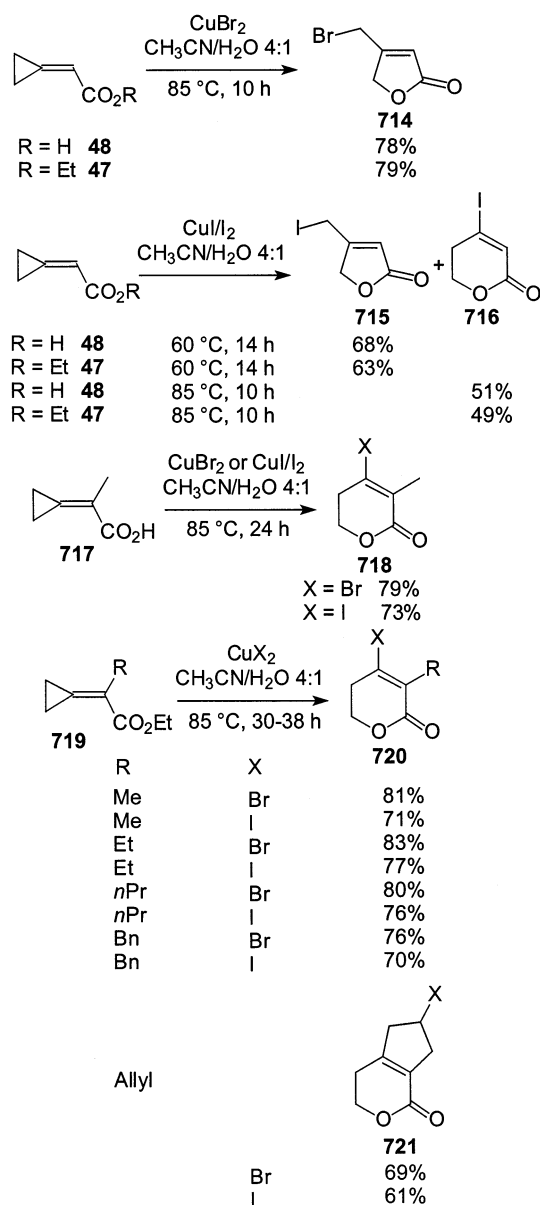


gated 1,4-diene and monoalkene complexes **706** and **707**, respectively, which isomerized to more stable conjugated 1,3-dienetricarbonyliron complexes by heating in Et_2O ,¹⁹⁵ were obtained from both the trans and cis isomers of **704**. The reaction has been proposed to occur via preliminary coordination of the starting MCP *trans*-**704** to give complex **708**, which undergoes intramolecular insertion of CO and C=C double bond to afford the alkyl–iron species **710**. This intermediate evolves through cyclopropane ring opening and elimination of water. The face of the alkene coordinated by iron depends on which conformation of **710** the elimination occurs, that, in turn, determines the formation of the final products **706** and, after addition of CO, **707** (Scheme 128). According to the proposed mechanism, the yield of **707** increased under CO atmosphere. This mechanism is also able to explain the formation of optically active products starting from nonracemic *trans*-**704**, since one of the stereogenic carbons is not affected during all the course of the reaction and the formation of

the same products **706** and **707** from *cis*-**704** through intermediates **712** and **713** (Scheme 128).¹⁹⁴

Recently, Huang and Zhou have reported the synthesis of a series of five- and six-membered lactones mediated by Cu(II) salts based on a related approach.¹⁹⁶ The starting materials were cyclopropylideneacetic acids and the corresponding esters, already embodying the carboxylic moiety that gives the intramolecular nucleophilic attack on the π -complexed ACP, which perform equally well in the reaction (Scheme 129).

Scheme 129

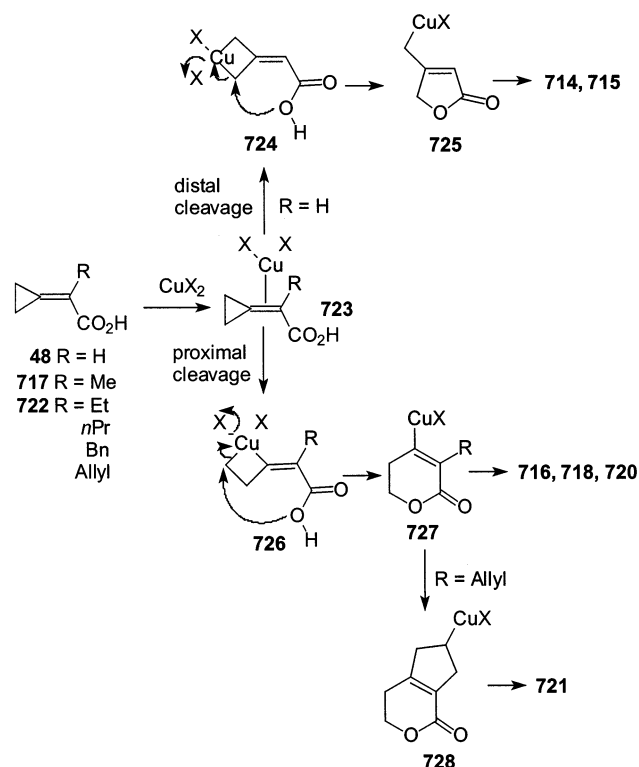


Cyclopropylideneacetic acid (**48**) and its ethyl ester **47** gave the bromomethyl- γ -butenolide **714** when reacted with CuBr_2 (Scheme 129). With CuI/I_2 , an interesting dichotomy was observed: the corresponding iodobutenolide **715** was the sole product when the reaction was carried out at 60 °C, while at 85 °C the iodopyranone **716** was uniquely obtained. A mixture of the two products was afforded at intermediate temperatures, with the pyranone being favored on

increasing the temperature. On the contrary, pyranone formation has not been observed in the reaction with CuBr_2 under any conditions. However, when α -substituted cyclopropylideneacetic acid **717** and esters **719** were employed in the same reaction, only pyranone derivatives **718**–**721** were obtained, independently on the halide used. In this case, a reaction temperature of 85 °C was necessary, no reaction occurring at 60 °C.¹⁹⁶

Apparently, the observed selectivities depend on which cyclopropane C–C bond is cleaved preferentially in the intramolecular nucleophilic attack to the copper complex **723**, according to the proposed mechanism (Scheme 130).¹⁹⁶ Cleavage of the distal bond

Scheme 130

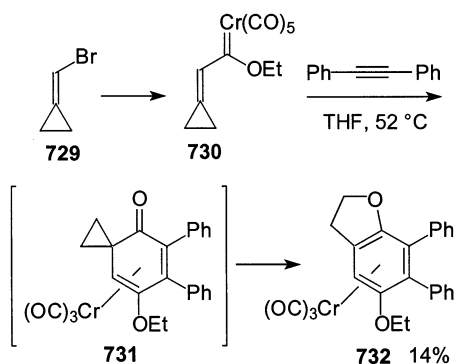


affords five-membered lactones **714** and **715**, while cleavage of the proximal bond gives pyranones **716**, **718**, and **720**, albeit no effort of rationalization has been made in order to understand the effects of temperature, substitution, and halide used on the preferred mode of cleavage. The mechanism in Scheme 130 is also able to account for the formation of bicyclic pyranone **721** when an allyl-substituted cyclopropylidene acetate was used: the intermediate **727** ($\text{R} = \text{Allyl}$) undergoes a carbocupration at the terminal C=C double bond to give the copper intermediate **728**, precursor of **721**.

The $\eta^6\text{-Cr}(\text{CO})_3$ complex of dihydrobenzofuran **732** has been obtained in low yield by a Dötz reaction of chromium carbene **730**, prepared in turn from bromomethylenecyclopropane (**729**). The final step of this reaction is the acylcyclopropane ring expansion of the intermediate **731** (Scheme 131).¹⁹⁷

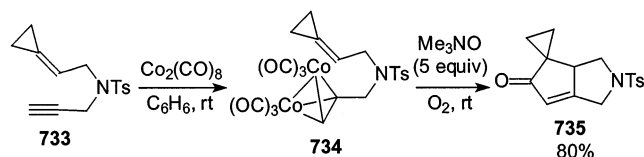
de Meijere and Salaün have found that the terminal cyclopropane moiety in cyclopropylidenealkynes is able to greatly enhance the efficiency of the

Scheme 131



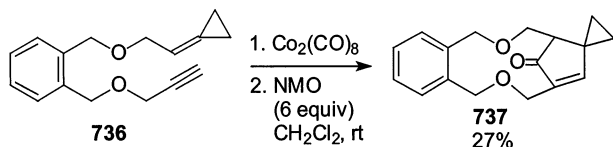
intramolecular Pauson–Khand reaction of enynes, since analogous isopropylidene substrates were found to be totally unreactive.¹⁹⁸ One of the substrates included in this study, the enyne **733**, containing a nitrogen atom in the chain connecting the reactive unsaturated groups, allowed tricyclic pyrrolidine **735** to be accessed in high yield from the Co–alkyne complex **734** under promotion of the reaction by trimethylamine *N*-oxide (Scheme 132).¹⁹⁸

Scheme 132



The complete regioselectivity observed in this reaction is probably dictated by the length of the chain, since intermolecular Pauson–Khand reactions with MCP were shown to be less selective and gave preferentially the opposite regioisomer, having the spirocyclopropane situated in β to the ketone.¹⁹⁹ Indeed, it has been published recently in the course of a broader study aimed at the synthesis of medium-sized cyclic compounds by means of *N*-methylmorpholine *N*-oxide (NMO)-promoted intramolecular Pauson–Khand reaction, that **736** with a longer linkage gave exclusively the dioxaundecane **737**, albeit in modest yield (Scheme 133).²⁰⁰ Thus, a complete

Scheme 133



reversal of the regioselectivity from the fused to the bridged bicyclic adduct was observed. Interestingly, the related unsubstituted terminal alkene gave in similar yields a mixture of the bridged and fused adducts with almost no selectivity.

Motherwell has studied more systematically the intramolecular Pauson–Khand reaction for a series of MCPs possessing an ethereal tether with the cycle rather than to the exo double bond (Table 32).²⁰¹ With mono- and 1,2-disubstituted MCPs **738a,b**, the reaction followed a regular course and afforded the expected fused tricyclic compounds **739a,b** as the

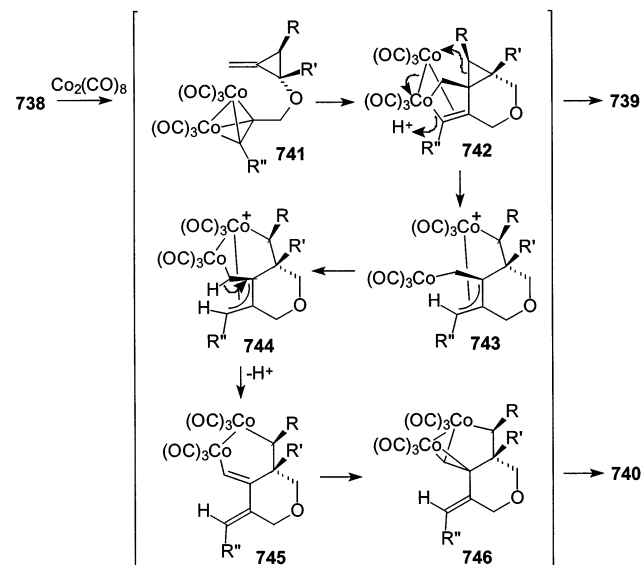
Table 32. Intramolecular Pauson–Khand Reactions of MCPs **738**^a

entry	enyne	conditions	products (% yield)	
			739	740
1	a : R = R' = R'' = H	A	41	
2	b : R = <i>n</i> C ₉ H ₁₉ , R' = R'' = H	A	38	
3	c : R = R'' = H; R' = Me	A		51
4	c	B	44	12
5	d : R = Et, R' = Me, R'' = H	A		47
6	d	C	20	26
7	e : R = Et, R' = Me, R'' = SiMe ₃	A	10	40
8	e	D	28	28

^a Conditions: (A) C₆H₆, reflux. (B) THF, rt. (C) C₆H₆, rt. (D) THF, reflux.

only products (entries 1 and 2). However, when enynes **738c–e**, having a *gem*-methyl group at the cyclopropane carbon bearing the linked chain, were reacted under the same conditions, structurally different compounds were isolated as the exclusive or predominant product (entries 3, 5, and 7). These compounds were assigned structures **740c–e**, which still possess a bicyclic skeleton with a cyclopentenone fused to a tetrahydropyran nucleus but lack the cyclopropane ring. This indicated that an unusual rearrangement had occurred; furthermore, the two carbon atoms of the alkyne were not included in the cyclopentenone ring. The authors proposed these products as originating from a common intermediate **742** of the standard Pauson–Khand reaction, which then evolved through a different pathway with cyclopropane ring opening due to extra strain imposed by the presence of the methyl group (Scheme 134).²⁰¹ By

Scheme 134



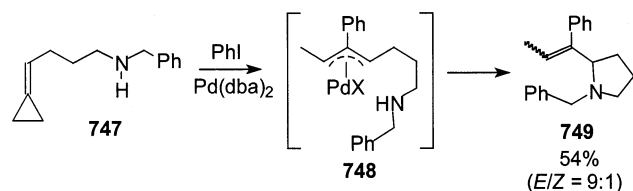
using milder reaction conditions, a coordinating solvent such as THF, or both, it was possible to force

the reaction to follow, at least in part, the pathway of a normal Pauson–Khand reaction and to give also tricyclic products **739c–e** (entries 4, 6, and 8). In both compounds **739** and **740**, the stereochemistry of the starting MCP **738** was preserved and furthermore **739** was formed with complete stereoselectivity.

The full realm of palladium-catalyzed reactions has emerged during the past decade as an impressively powerful tool for the synthesis of complex organic molecules. Particularly, cleverly designed substrates have been demonstrated to be able to increase enormously their structural complexity in a single chemical operation by combining reactions that may occur subsequently in a domino-type sequence of events²⁰² starting from a Pd-catalyzed process.²⁰³ ACPs are optimal substrates for participating in Pd-catalyzed domino processes for several reasons: (i) the high reactivity of the exo C=C double bond allows them to easily undergo carbopalladation, hydropalladation, and heteroatom–palladation reactions, as well as many other different types of reactions due to strain relief upon addition; (ii) the high-lying HOMO of ACPs makes them good ligands for transition metals;²⁰⁴ (iii) the intermediates derived from Pd–X addition to the C=C double bond are quite reluctant to undergo β -H elimination, a major pathway for the termination of a reaction cascade, due to the unfavorable formation of strained compounds (cyclopropenes or ACPs); (iv) the presence of a strained cyclopropane moiety directly linked to Pd, or to the α -carbon, allows different mechanistic courses to be viable by ring opening with formation of allyl- or homoallyl–Pd complexes. For these reasons, several reaction sequences involving ACPs and palladium catalysts have been recently designed and executed for assembling complex molecules, particularly mono- and polynuclear carbocyclic compounds.²⁰⁵ In contrast, the examples of similar formations of heterocyclic compounds are limited.

The catalytic carbopalladation of alkylidenecyclopropanes **747** bearing a nucleophilic group leads to cyclic compounds **749** resulting from an intramolecular addition to the intermediate π -allyl–palladium complex **748** (Scheme 135).²⁰⁶

Scheme 135



Under similar Heck-type reaction conditions, however, the cyclopropane ring remains intact if the alkylidenecyclopropane or the alkyl–Pd intermediates, derived from carbopalladation of the exo C=C bond, find favorable competing pathways. Thus, de Meijere has used ACPs in domino intramolecular Heck–intermolecular Diels–Alder reactions either as dienophiles^{205c,e} or as precursor of the intermediate conjugate diene^{203b,205e} for the cycloaddition process.

When a nitrogen or an oxygen atom was included in the chain connecting the two alkenes to be joined

Table 33. Domino Heck–Diels–Alder Reactions of 1,6-Dienes with ACPs **3 and **4****

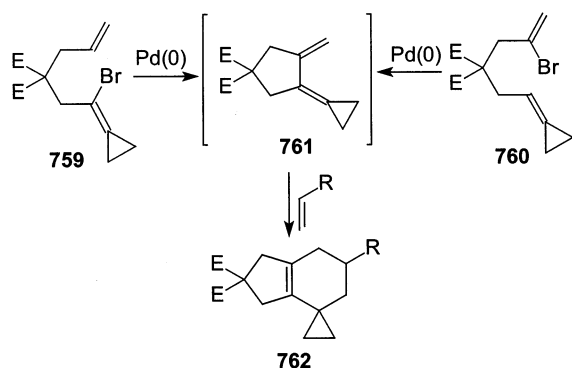
Entry	Diene	ACP	Products (% Yield)
1			
2	R = CHO		45
3	R = Ac		69
4	R = Boc		43
	R = Ts		44
5			
6	X = N-CHO		41
	X = O		31
7			
8	X = N-Bn		11.1:1 ^a 40 (91:9)
	X = O		6.6:1 ^a 41 (89:11)
9			
			49

^a Major diastereoisomer shown.

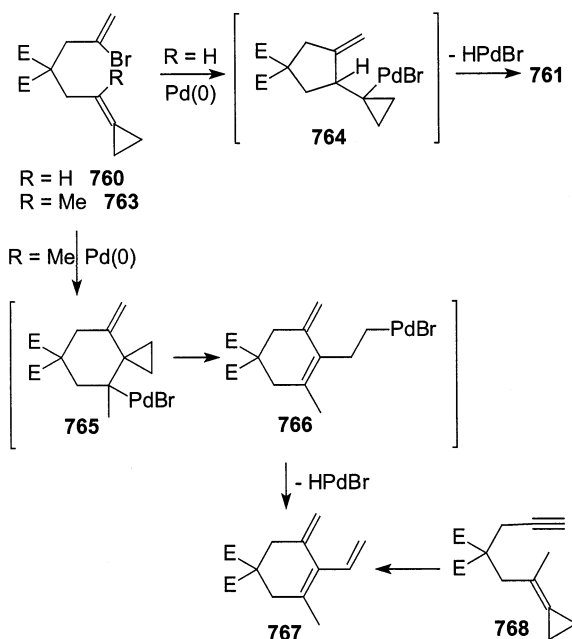
in the Heck reaction (e.g., in **750–753**), hexahydroisindole and isobenzofuran systems were the final products of the domino process. The reactions were performed at 80–85 °C in acetonitrile with a 2-fold excess of dienophile in the presence of Pd(OAc)₂ (5 mol %), dppe (10 mol %), and Ag₂CO₃ (1.25 equiv). With cyclopropylideneacetates **3** and **4** as dienophiles, the process afforded the spiro-fused tricyclic compounds **754–758** (Table 33).²⁰⁷ With unsymmetrical dienes, the Diels–Alder reaction showed high regioselectivity, with preferential formation of isomers **756** and **758** with the methyl substituent distal to the cyclopropane ring (entries 7–9). The major regioisomers were also obtained with considerable diastereofacial selectivity, with the predominant stereoisomers being those shown in structures **756** and **758**, possessing the substituent on the six-membered ring in a cis relationship.

In these domino processes, ACPs have also been introduced in the diene moiety, either as a starter (in **759**) or as a terminator (in **760**) in the Heck reaction (Scheme 136).^{203b,205e} Several spiro-fused cyclopropanehydrindanes **762** were obtained by this way as exclusive products derived from a completely regioselective Diels–Alder reaction of the intermediate diene **761**, formed in turn by regioselective Heck reactions. Especially noteworthy is the regioselectivity of the carbopalladation step from **760**, occurring with such an orientation that Pd is attached to the cyclopropane carbon atom in **764** and subsequent β -H elimination occurs exclusively from the carbon out-

Scheme 136



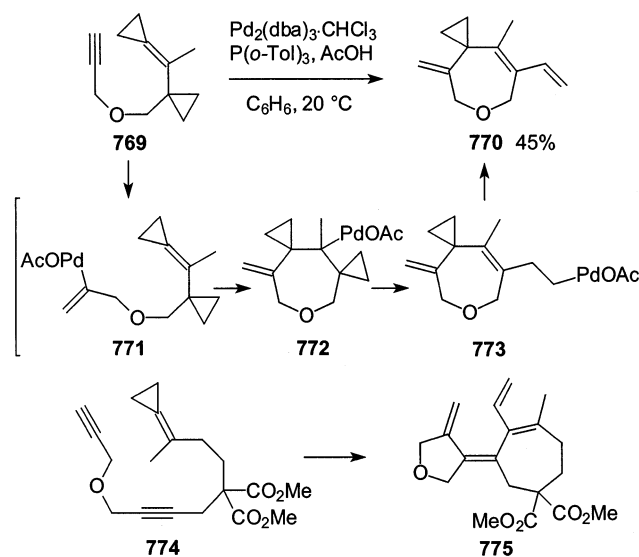
Scheme 137



side the cyclopropane in order to avoid formation of more strained cyclopropenes (Scheme 137).

However, when the exo $\text{C}=\text{C}$ double bond of ACPs is a tetrasubstituted one as in **763**, the reaction takes a different course, affording cross-conjugated trienes (dendralenes, e.g., **767**) in which cyclopropane ring opening has occurred (Scheme 137).^{205d} The same and related dendralenes were also obtained starting from enynes (e.g., **768**) under Trost cycloisomerization²⁰⁸ conditions or under Heck conditions with a starter iodoarene. The mechanism proposed for the formation of these products considered a reversal of the regioselectivity in the initial carbopalladation step, with formation of a cyclopropylcarbinyl-Pd species **765** that preferred to rearrange to the homoallyl-Pd complex **766** with cyclopropane ring opening²⁰⁹ rather than completing the Heck reaction with the β -H elimination. To ascertain this mechanism, the enyne **769** was subjected to the cycloisomerization reaction conditions and furnished the spiro-fused oxepane **770** in 45% yield (Scheme 138).^{205d} After initial hydropalladation of **769** to alkenyl-Pd **771**, the further carbopalladation to **772** with the proposed regiochemistry was proven by the subsequent rearrangement, which occurred preferentially with ring opening of the cyclopropane closer to oxygen to give

Scheme 138

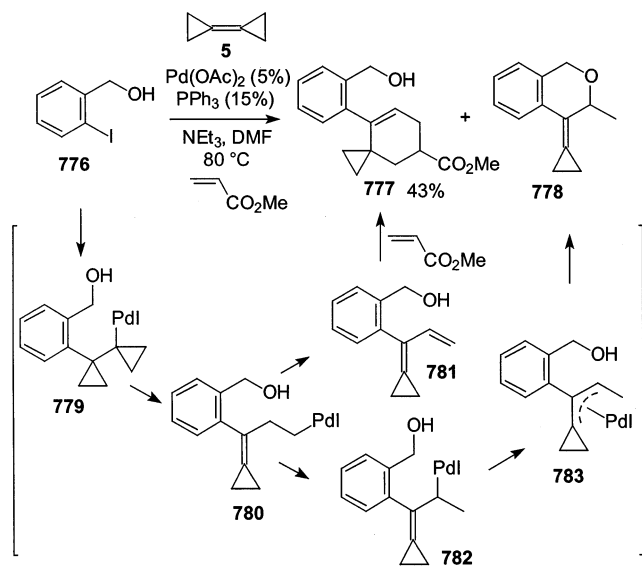


773 and eventually the final heterocyclic product **770** by β -H elimination. This process can be applied to the synthesis of products of increased molecular complexity by extending the number of single steps involved in the domino sequence, as demonstrated by the synthesis of the tetrahydrofuran tetraene **775** from the enediyne **774** with the same reagents under high dilution (Scheme 138).^{203b}

The scope of this process has been significantly extended by applying the Pd-mediated addition–rearrangement–elimination sequence in an intermolecular fashion using BCP (**5**).^{205d} BCP revealed an exceptionally reactive acceptor alkene, even better than styrene and methyl acrylate, toward alkenyl and aryl palladium species. When BCP undergoes the carbopalladation reaction, Pd is placed in such a position to give rearrangement with ring opening of one of the two cyclopropane rings. The final products are therefore conjugated ACP dienes (from aryl-Pd) or cross-conjugated ACP trienes (from alkenyl-Pd), which are prompt to undergo subsequent Diels–Alder cycloadditions. Several mono- and polynuclear carbocyclic compounds have subsequently been synthesized by intermolecular Heck–intermolecular Diels–Alder domino sequences employing BCP.^{203b,205d} With the aryl iodide **776** bearing a nucleophilic oxygen atom, the heterocyclic side product **778** has been obtained together with the product of the Heck–Diels–Alder process **777** (Scheme 139).^{203b} The origin of benzopyranylidencyclopropane **778** has been sought in a homoallyl-Pd **780** to allyl-Pd **782** rearrangement that competes with the β -H elimination to diene **781** and gives a π -allyl-Pd intermediate **783** prone to undergo nucleophilic attack with the observed regiochemistry, according to well-precedented reactions reported for similar substrates.⁷⁷ However, this reaction pathway has been reported only in connection with the formation of a byproduct; its optimization with suppression (or limitation) of the elimination reaction might open the way to a new synthesis of heterocyclic ACPs.

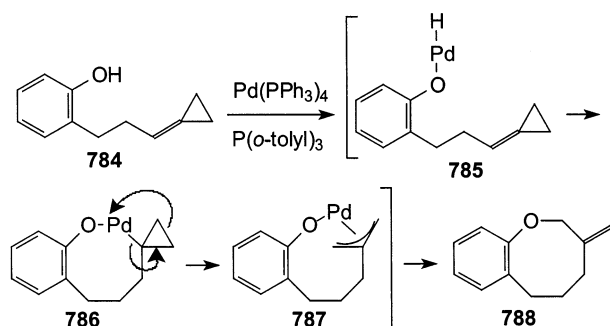
A similar internal nucleophilic attack on the allyl-Pd intermediate **787** has been proposed in order to

Scheme 139



account for the formation of the methylenebenzooxocane **788** from the ACP **784** under palladium catalysis (Scheme 140).²¹⁰ In this case, the π -allyl complex

Scheme 140



787 originates from distal C–C bond cleavage of the cyclopropyl–Pd **786**. The overall process consists of a palladium-catalyzed hydroalkoxylation of the C=C double bond of ACP **784** and is initiated by oxidative addition of Pd(0) to the O–H bond to give **785**, which undergoes subsequent intramolecular hydropalladation to afford **786**.

Recently, Yamamoto investigated extensively the palladium-catalyzed intermolecular hydroalkoxylation,^{210,211} hydroamination,²¹² and hydrocarbonation²¹³ reactions of alkylidenecyclopropanes.^{139g} Among the latter, hydrocarbonations employing heteroaromatic compounds deserve to be reported here, although the heterocyclic nucleus is already present in the substrate and not formed during the reaction. However, their generality with respect to the heterocycle and broad scope makes the process useful for the synthesis of allylated heteroaromatics. The reactions of furan, thiophene, pyrrole, and thiazole derivatives **790**–**793**, including benzofuran and benzothiophene, with ACPs **789** catalyzed by tetrakis(triphenylphosphine)palladium(0) have been reported to afford regioselectively the allylated heterocycles **794**–**800** deriving from cyclopropane ring opening (Scheme 141 and Tables 34–36).²¹⁴

The reaction conditions were optimized for the hydrofurylation reaction: both the reported catalyst

Scheme 141

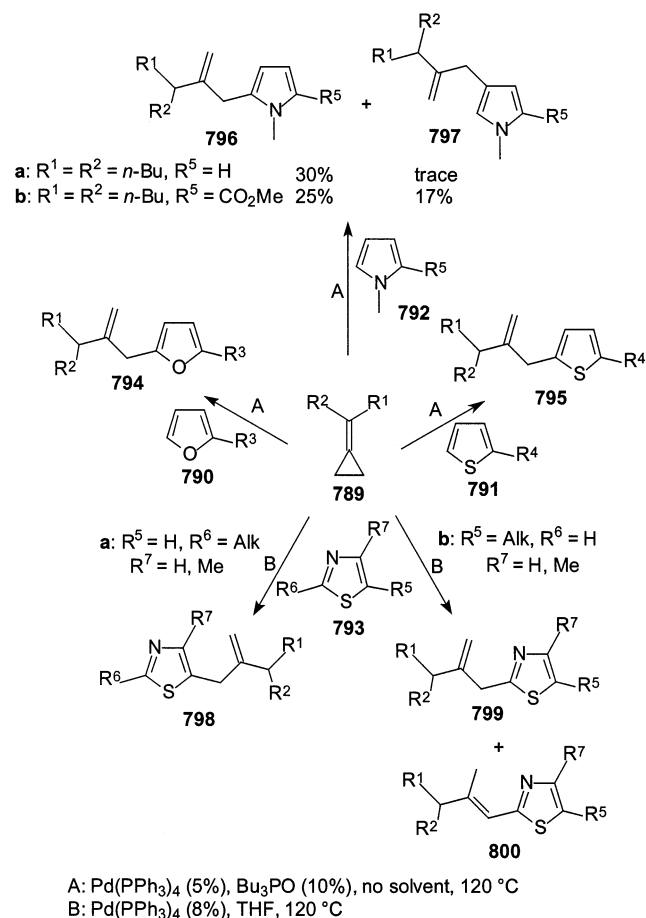


Table 34. Palladium-Catalyzed Allylation of Furans with ACPs **789**^a

Entry	ACP	Furan	Adduct (% Yield)
1	R ¹ = R ² = <i>n</i> Bu	R ³ = H	77
2	R ¹ = R ² = <i>n</i> Bu	R ³ = Me	70
3	R ¹ = R ² = <i>n</i> Bu	R ³ = <i>n</i> C ₅ H ₁₁	70
4	R ¹ = R ² = <i>n</i> Bu	R ³ = CO ₂ Et	77
5	R ¹ = Me, R ² = CH ₂ CH ₂ Ph	R ³ = Me	68
6	R ¹ = Me, R ² = <i>c</i> Hex	R ³ = Me	74
7	R ¹ -R ² = (CH ₂) ₅	R ³ = Me	65
8	R ¹ = H, R ² = CH ₂ CH ₂ Ph	R ³ = Me	43
9	R ¹ = R ² = <i>n</i> Bu		63
10	R ¹ = Me, R ² = CH ₂ CH ₂ Ph		35

^a Major diastereoisomer shown.

and ligand were essential for the allylation to occur. Other catalysts [Pd₂(dba)₃·CHCl₃, Pd(OAc)₂, Pt(PPh₃)₄] did not promote the reaction at all, while ligands other than tributylphosphine oxide gave unsatisfactory results. Several furans and ACPs were employed (Scheme 141 and Table 34), but substitution on the cyclopropane ring seems not to be tolerated, since 2-(2-phenylethyl)methylenecyclopropane

Table 35. Palladium-Catalyzed Allylation of Thiophenes with ACPs 789

Entry	ACP	Thiophene	Adduct (% Yield)
1	R ¹ = R ² = <i>n</i> Bu	R ⁴ = H	53
2	R ¹ = R ² = <i>n</i> Bu	R ⁴ = Me	49
3	R ¹ = R ² = <i>n</i> Bu	R ⁴ = CO ₂ Et	66
4	R ¹ = R ² = <i>n</i> Hex	R ⁴ = CO ₂ Et	66
5	R ¹ = R ² = <i>n</i> Bu		 804 58

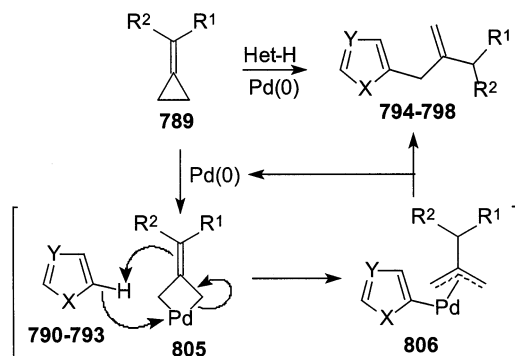
Table 36. Palladium-Catalyzed Allylation of Thiazoles with ACPs 789

Entry	ACP	Thiazole	Adduct (% Yield)
1	R ¹ = R ² = <i>n</i> Bu	R ⁶ = <i>i</i> Bu, R ⁷ = H	77
2	R ¹ = R ² = <i>n</i> Hex	R ⁶ = <i>i</i> Bu, R ⁷ = H	65
3	R ¹ = H, R ² = <i>n</i> C ₇ H ₁₅	R ⁶ = <i>i</i> Bu, R ⁷ = H	19
4	R ¹ = R ² = <i>n</i> Bu	R ⁶ = Et, R ⁷ = Me	20
5	R ¹ = R ² = <i>n</i> Bu	R ⁵ = Me, R ⁷ = H	37
6	R ¹ = Me, R ² = (CH ₂) ₂ CO ₂ Et	R ⁵ = Me, R ⁷ = H	46
7	R ¹ = R ² = <i>n</i> Bu	R ⁵ = R ⁷ = Me	16
8	R ¹ = R ² = <i>n</i> Bu	R ⁵ = (CH ₂) ₂ OMe, R ⁷ = Me	25
			3
			9
			19
			11

was unreactive.²¹⁴ For all the heterocycles studied, the best conditions were found to be the use of neat ACP with a 5-fold excess of heteroaromatic, 5 mol % of catalyst, and 10 mol % of ligand, with the exception of the thiazoles, where THF was used as solvent in the presence of 8 mol % of catalyst and no ligand. Furans **790** and thiophenes **791** were allylated exclusively at the 2-position (Scheme 141 and Tables 34 and 35); the unsubstituted furan and thiophene also gave small amounts of 2,5-(bis)allylated derivatives besides the major monoallylated compound (Tables 34 and 35, entries 1). *N*-Methylpyrroles **792** reacted sluggishly to afford moderate yields of adducts **796** and **797** where competition with the allylation at the 3-position arose (Scheme 141). Thiazoles **793a** reacted preferentially at the 5-position to give adducts **798**; when this position was occupied by an alkyl group as in compounds **793b**, allylation at the 2-position occurred to afford adducts **799** and their conjugated isomers **800** (Scheme 141 and Table 36). The following order of reactivity was observed: furan > thiophene ≈ thiazole (5-position) > thiazole (2-position) ≈ *N*-methylpyrrole.²¹⁴

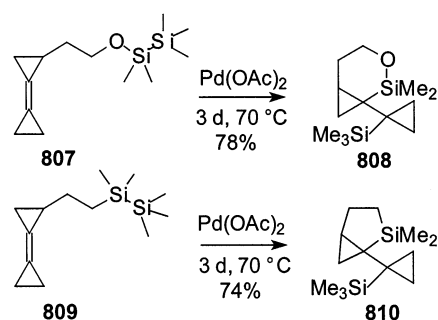
For the mechanism of the reaction, the authors are inclined to favor an initial oxidative addition of Pd-

(0) into the distal cyclopropane C–C bond with formation of methylenepalladacyclobutanes **805** (Scheme 142). This hypothesis is in contrast with

Scheme 142

their proposal on hydroalkoxylation and amination reactions where insertion of Pd into the Het–H bond is envisioned (see Scheme 140) and is justified by the lower acidity of protons attached to carbon atoms. Then, the palladacyclobutane intermediates **805** react as σ -allylmetals with the heteroaromatics **790–793** to give the π -allyl complexes **806**, and eventually, reductive elimination leads to the final compounds **794–798** and to regeneration of Pd(0).²¹⁴ This mechanism is supported by the isolation of a diene derived from an isomerization with ring opening, when ACP **789** (R¹ = H, R² = CH₂CH₂Ph) was subjected to the reaction conditions, and, in contrast, also by the recovery of unaltered substrates in the reaction of furans with diphenylacetylene.

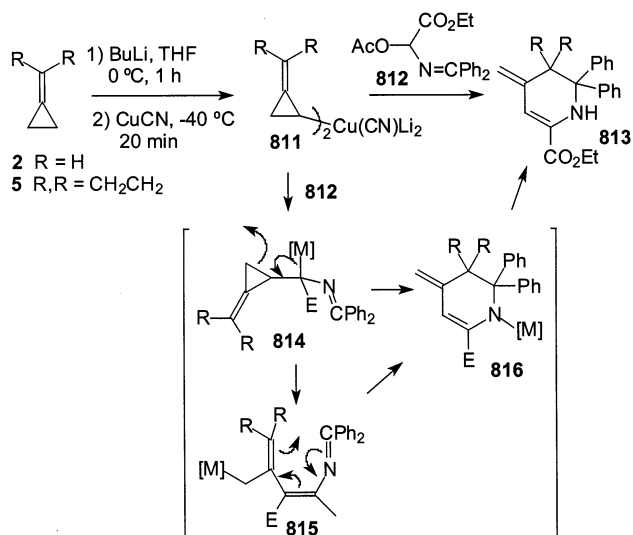
Due to the high reactivity of the bicyclopropylidene moiety, it was possible to obtain siloxa- and sila-heterocycles **808** and **810** through an intramolecular palladium-catalyzed addition of disilanes **807** and **809**, respectively, to the C=C double bond (Scheme 143).²¹⁵ In these cases, the silasilylation reaction

Scheme 143

occurred with preservation of both cyclopropane rings.

Organocopper reagents **811** derived from bicyclopropylidene (**5**) and methylenecyclopropane (**2**) reacted with the electrophilic glycine equivalent **812** to afford 4-methylene-1,2,3,4-tetrahydropyridine derivatives **813** (Scheme 144).²¹⁶ Formally, this reaction can be described as a [3+3] cycloaddition and may proceed through a fast cyclopropylmethyl to but-3-enyl rearrangement of the normal coupling product **814** to **815**. Then, the cyclization to **816** could be viewed as a 6 π -electrocyclization of **815**. Alterna-

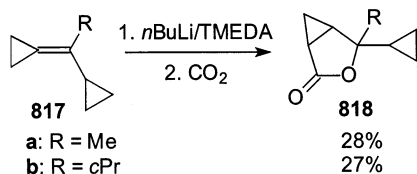
Scheme 144



tively, the concerted cyclization and rearrangement of **814** could lead directly to **816**, the metalated form of the final compound **813**.

Cyclopropyl-substituted ACPs **817** gave the cyclopropane-fused lactones **818** in modest yields by a deprotonation followed by carboxylation (Scheme 145).²¹⁷

Scheme 145



IX. Heterocycles from the Nucleophilic Addition to Alkyldenecyclopropanes

Chloro(cyclopropylidene) acetates are much better Michael acceptors than any other 3,3-disubstituted acrylates. This is partly due to the strain release on increasing the p character of hybridization upon nucleophilic addition but is also related to the presence of the α -chloro substituent.^{7a} Furthermore, the multifunctionality of these compounds makes them versatile tools in synthesis, as was demonstrated by the one-pot synthesis of several different heterocycles using phase-transfer catalysis (Scheme 146).

The kind of product obtained critically depended on the nature of the base employed.¹⁰⁰ Treatment of 2-chloro-2-cyclopropylideneacetate (**4**) with a primary amine afforded unstable Michael adducts that, in situ, upon addition of a second equivalent of amine and a stronger base, such as NaH, evolved to 1-azaspiropentane-2-carboxylic amides **819** (Table 37).²¹⁸

The reaction of **4** with lithium benzylamide (0.5 equiv) afforded via a Michael–Michael ring closure (MIMIRC) mechanism, in which two molecules of **4** are employed, lactam **820** with three cyclopropyl rings (Scheme 147).²¹⁹

Again **4**, and substituted derivatives **821**, reacted with carboxamides under basic conditions to afford, through a domino process involving a Michael addi-

Scheme 146

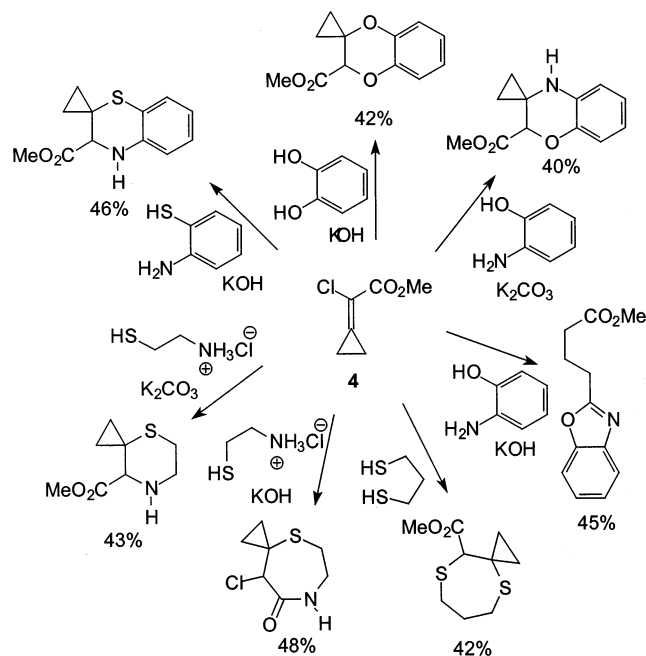
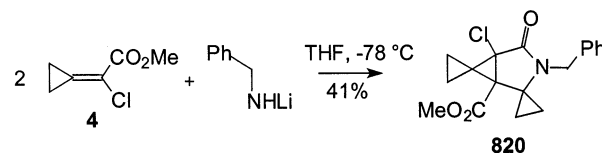


Table 37. Synthesis of Azaspiropentane-2-carboxylic Acid Amides **819** by Reactions of Chlorocyclopropylidene Acetate **4** with Amines

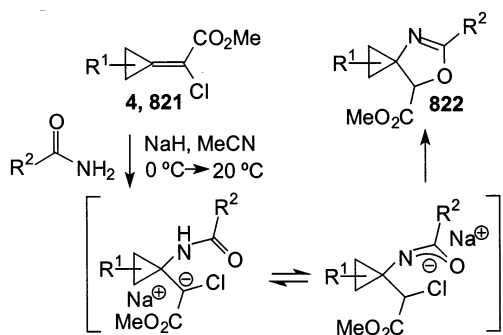
entry	R ¹	R ²	product 819	d.r.
1	Bn	Bn	a	
2	<i>p</i> -MeOC ₆ H ₄ CH ₂	<i>p</i> -MeOC ₆ H ₄ CH ₂	b	
3	Bn	<i>p</i> -MeOC ₆ H ₄ CH ₂	c	
4	Bn	(<i>S</i>)-CH(CH ₃)C ₆ H ₅	d	1.1:1
5	(<i>S</i>)-CH(CH ₃)C ₆ H ₅	Bn	e	1.6:1
6	Bn	H	f	

Scheme 147



tion followed by an intramolecular nucleophilic substitution, 4-spirocyclopropane-annulated oxazoline-carboxylates **822** (Table 38). The reaction was performed on a wide number of aliphatic and aromatic carboxamides in yields ranging from 24 to 77%. The reaction proceeded with good stereoselectivity using substituted cyclopropyl derivatives (entries 16–22).²²⁰

Aliphatic and aromatic thiocarboxamides also underwent Michael additions to **4** and **821** under basic conditions, by attack of the sulfur atom on the electrophilic carbon of the cyclopropylidene acetates and afforded 5-spirocyclopropane-annulated thiazoline-4-carboxylates **823**, generally in good yields (Table 39).²²¹

Table 38. Synthesis of 4-Spirocyclopropane-Annulated Oxazoline Carboxylates **822 by Reaction of Chlorocyclopropylidene Acetates **4** and **821a,b** with Carboxamides**

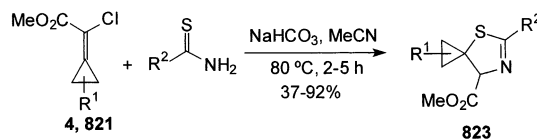
entry	ACP	R ¹	R ²	822	yield (%)	d.r.
1	4	H	Ph	a	60	
2		H	3-C ₅ H ₄ N	b	38	
3		H	2-C ₄ H ₃ O	c	49	
4		H	<i>p</i> -CN-C ₆ H ₄	d	74	
5		H	<i>o</i> -Me-C ₆ H ₄	e	70	
6		H	<i>m</i> -Me-C ₆ H ₄	f	58	
7		H	<i>p</i> -Me-C ₆ H ₄	g	50	
8		H	<i>m</i> -F-C ₆ H ₄	h	75	
9		H	<i>p</i> -Br-C ₆ H ₄	i	73	
10		H	<i>o</i> -NO ₂ -C ₆ H ₄	j	47	
11		H	<i>p</i> -NO ₂ -C ₆ H ₄	k	47	
12		H	<i>o</i> -Cl-C ₆ H ₄	l	77	
13		H	<i>p</i> -Cl-C ₆ H ₄	m	68	
14		H	<i>o</i> -I-C ₆ H ₄	n	72	
15		H	<i>m</i> -I-C ₆ H ₄	o	49	
16	821a	Et	Ph	p	56	9:1
17		Et	<i>o</i> -Me-C ₆ H ₄	q	68	17:1
18		Et	<i>o</i> -I-C ₆ H ₄	r	55	17:1
19		Et	<i>p</i> -NO ₂ -C ₆ H ₄	s	40	2:1
20		Et	<i>m</i> -F-C ₆ H ₄	t	46	7:1
21		Et	3-C ₅ H ₄ N	u	25	5:1
22	821b	(CH ₂) ₂ OBn	<i>p</i> -NO ₂ -C ₆ H ₄	v	41	2:1
23	4	H	Me	w	6	
24		H	Et	x	24	
25		H	<i>n</i> -Pr	y	24	
26		H	<i>t</i> -Bu	z	24	

Recently, it was demonstrated that amidines **824** can start a domino process in which, after a nucleophilic attack, the presence of a good leaving group allows a series of rearrangements that afford cyclopropene-annulated pyrimidones **825** (Scheme 148).²²²

X. Heterocycles from Radical Cyclizations

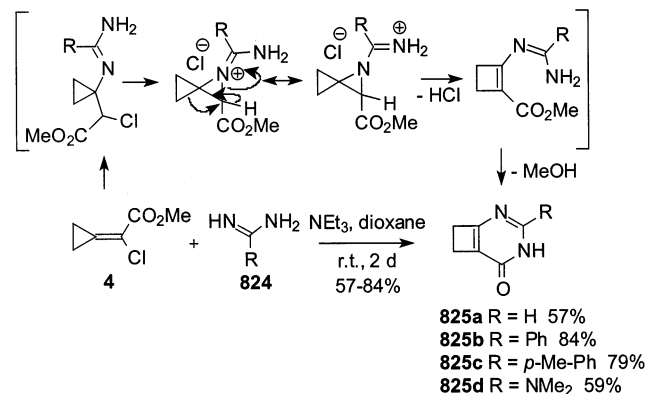
The exo C=C double bond of ACPs has also been reacted with radical species. The initial attack is often followed by cyclopropane ring opening; however, that is not the rule. The radical species derived from the initial reaction then give the final products by hydrogen capture or evolve into other species in a radical cascade sequence. A few of these reactions led to the synthesis of heterocyclic compounds, when the radical addition to C=C has been performed in an intramolecular fashion, either by attack of a heteroatom-centered radical or by attack of a carbon-centered radical connected to the ACP with a chain containing a heteroatom.

An early example of the former type was the addition of the aminyl radical generated from ACP chloroamine **826**, which gave unexpectedly the cyclopropane-fused piperidine **827** (Scheme 149).²²³

Table 39. Synthesis of 5-Spirocyclopropane-Annulated Oxazoline Carboxylates **823 by Reaction of Chlorocyclopropylidene Acetates **4** and **821a-c** with Thiocarboxamides**

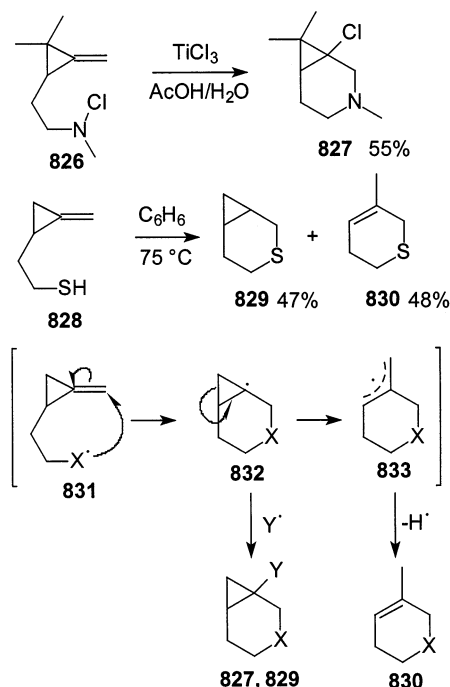
entry	ACP	R ¹	R ²	prdt 823	yield (%)	d.r.
1	4	H	Ph	a	86	
2		H	Me	b	73	
3		H	<i>p</i> -Br-C ₆ H ₄	c	85	
4		H	<i>p</i> - <i>t</i> Bu-C ₆ H ₄	d	77	
5		H	<i>p</i> -MeO-C ₆ H ₄	e	92	
6		H	<i>p</i> -Me-C ₆ H ₄	f	68	
7		H	<i>p</i> -F-C ₆ H ₄	g	67	
8		H	2-C ₄ H ₃ S	h	53	
9		H	NMe ₂	i	49	
10		H	NMePh	j	37	
11		H	O(CH ₂ CH ₂) ₂ N	k	39	
12	821c	Me	Ph	l	51	1.2:1
13		Me	Me	m	52	1.9:1
14		Me	<i>p</i> -MeO-C ₆ H ₄	n	72	1.2:1
15	821a	Et	Ph	o	58	2.1:1:1
16		Et	Me	p	78	1.7:1:1
17		Et	<i>p</i> -Br-C ₆ H ₄	q	52	9.3:1.5:1
18		Et	<i>p</i> - <i>t</i> Bu-C ₆ H ₄	r	66	2.3:1.1:1
19	821b	(CH ₂) ₂ -OBn	Ph	s	52	2:1
20		(CH ₂) ₂ -OBn	Me	t	77	1.1:1

Scheme 148

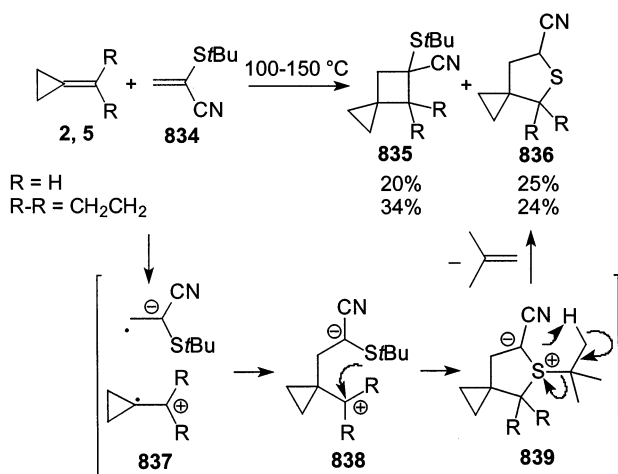


Analogously, the sulfide **828** afforded thiabicyclo[4.1.0]heptane **829** together with thiopyran **830**.²²⁴ The formation of six-membered heterocycles **827** and **829** must derive from a 6-endo-trig cyclization of the primary radicals **831**. This leads to the bridgehead radical **832**, which gives the products **827** and **829** by capture of Cl and H radicals, respectively, or rearranges to the allyl radical **833** precursor of sulfide **830**. The cyclization of **831** is anomalous, since 5-hexenyl radicals, both carbon- and heteroatom-centered, normally undergo a favored 5-exo-trig cyclization according to Baldwin's rules. The normal behavior has always been observed, also in the cyclization of ACP carbon-centered radicals (see below). The 5-exo-trig cyclization would be expected to lead to (different) cyclopropane ring-opened products through a cyclopropylmethyl radical.

Scheme 149



Scheme 150

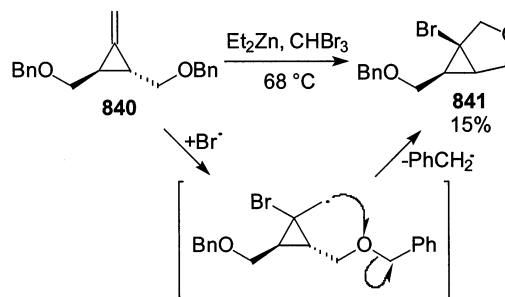


Sulfur heterocycles **836** have been obtained in modest yields by reaction of MCP (**2**) and BCP (**5**) with the capto-dative alkene **834**, besides the desired spirocyclopropane-substituted [2+2] adducts **835** (Scheme 150).²²⁵ The formation of tetrahydrothiophenes **836** has been explained by an initial SET step to the radical ion species **837**, followed by coupling to the dipolar intermediates **838**, which then undergo intramolecular nucleophilic attack of the thioether and finally results in the loss of isobutene.

During a study aimed at the synthesis of spirocyclopentane derivatives as intermediates of potential antiviral carbocyclic nucleosides, it has been observed that 2,3-disubstituted MCPs when reacted with a $\text{Et}_2\text{Zn}/\text{CHBr}_3$ system gave products derived from a formal addition of bromoform to the $\text{C}=\text{C}$ double bond, probably by radical mechanism, rather than from the expected [2+1] addition of a zinc carbenoid. In the single case of MCP **840**, due to the presence of the benzyloxy groups, the oxabicyclohexane **841** has been isolated, the formation of which has been

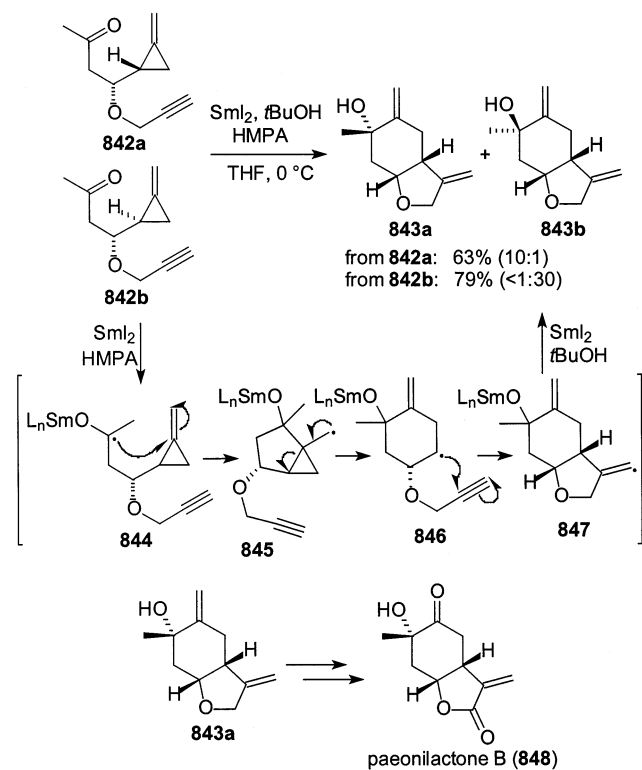
explained by the addition of a bromo radical, formed in the reaction mixture, followed by an intramolecular cyclization and $\text{C}-\text{O}$ bond fission with displacement of a benzyl radical (Scheme 151).²²⁶

Scheme 151



During the past decade, Kilburn and co-workers have studied extensively the radical cyclizations of MCPs,²²⁷ including examples where the $\text{C}=\text{C}$ double bond of MCPs takes part in a radical cascade process,²²⁸ for the synthesis of polynuclear fused and spiranic carbocyclic compounds. Recently, these studies have been extended to MCP substrates possessing both a ketone and a propargyl ether or an allyl ether functionality on the side chain, with the purpose of synthesizing monoterpenes of the paeonilactone family, natural products with analgesic properties extracted from the root of *Paeonia albiflora* Pallas. The synthetic strategy considered a radical cascade sequence promoted by SmI_2 ²²⁹ with the ketone being the starter and the terminal alkyne or alkene the terminator. MCPs **842** were synthesized from MCP (**2**) by metalation, addition to an aldehyde, and final derivatization of the alcohol. Both diastereoisomers **842a** and **842b** reacted with SmI_2 (2.2 equiv) in THF in the presence of HMPA as a ligand and *t*BuOH, to afford a mixture of diastereomeric perhydrobenzofurans **843** in different ratio (Scheme 152).²³⁰ It is noteworthy that the two diastereomeric MCPs **842a** and **842b** showed high and opposite preference for formation of **843a** and **843b**, respectively, allowing access to both stereoisomeric series. In absence of HMPA, the reaction was very poor, while replacement of HMPA with the less coordinating DMPU required a large excess of SmI_2 and gave lower yields, besides significantly reducing the diastereomeric ratio (from **842a**). The observed diastereofacial preferences have been ascribed to different conformational preferences for the TS derived from the two diastereoisomers of **842**. Mechanistically, the reaction consists of a sequence of radical additions: the initially generated ketyl radical **844** adds to the exo $\text{C}=\text{C}$ double bond of MCP in a 5-exo-trig fashion. This preferred mode of cyclization has been observed to be exclusive for all additions of 5-pentenyl-type radicals to MCPs, with the only exceptions being the aminyl and thiyl radicals shown in Scheme 149. The generated cyclopropylmethyl radical **845** undergoes a rapid rearrangement to the homoallyl radical **846**, which eventually initiates the last addition to the alkyne to give the alkenyl radical **847**, precursor of the final product. The promotion of such a radical cascade by SmI_2 is remarkable, as competing reduc-

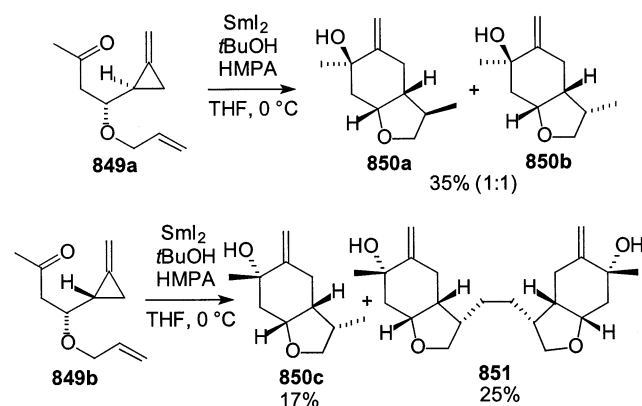
Scheme 152



tion could be possible for each radical intermediate. Compound **843a** was successfully converted into the target paeonilactone B (**848**) (Scheme 152).²³⁰

The study was then extended to analogous MCP alkenes **849** in order to investigate the diastereoselectivity affordable in the construction of a fourth stereogenic center, i.e., that at the tetrahydrofuran ring derived from the last addition to the vinyl group, and simultaneously to synthesize a key intermediate of paeonilactone A (Scheme 153).^{230b,231} The reactions

Scheme 153

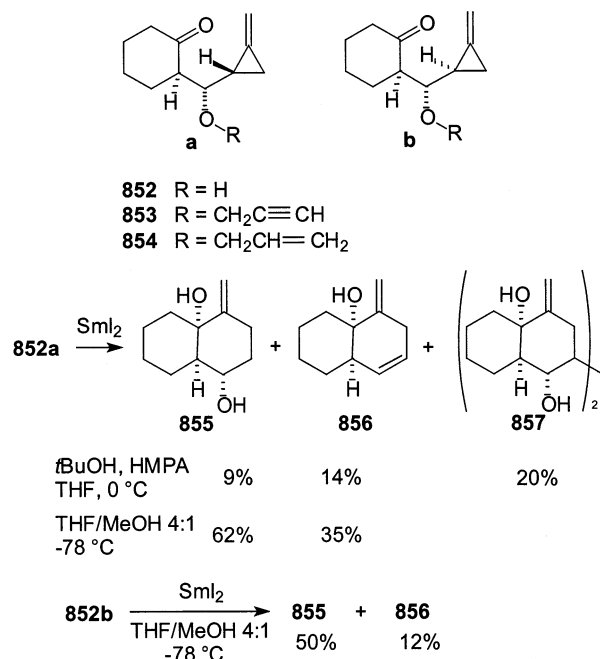


of MCPs **849a** and **849b** showed the same high stereocontrol as their alkyne congeners (Scheme 152), where the bridgehead and carbinol stereocenters are concerned, but divergent behavior with regard to the additional center. While **849a** gave exclusively the two cyclic ethers **850a,b** but without any selectivity, reaction of **849b** was completely stereoselective, leading to a single bicyclic product **850c** together with the dimer **851**, which still possessed the same relative

configuration as **850c** at all stereogenic centers in both portions of the molecule. Interestingly, only dimeric *meso*-**851** was detected and isolated, showing that dimerization occurs only between two opposite enantiomers. In this case, the alkyl radical generated with complete stereoselectivity in the last addition of the radical cascade must have an unusually high lifetime under the reaction conditions, which allows it to couple with another (enantiomeric) radical rather than being reduced to the organosamarium compound.

The complexity of the studied system was increased by including the ketone in a cyclohexanone framework, in such a way as to access tricyclic ethers with the eudesmane sesquiterpenoid lactones skeleton. Thus, MCPs **852–854** were synthesized and subjected to the SmI_2 -promoted cascade reaction (Scheme 154).²³² The reaction was tested initially with free

Scheme 154

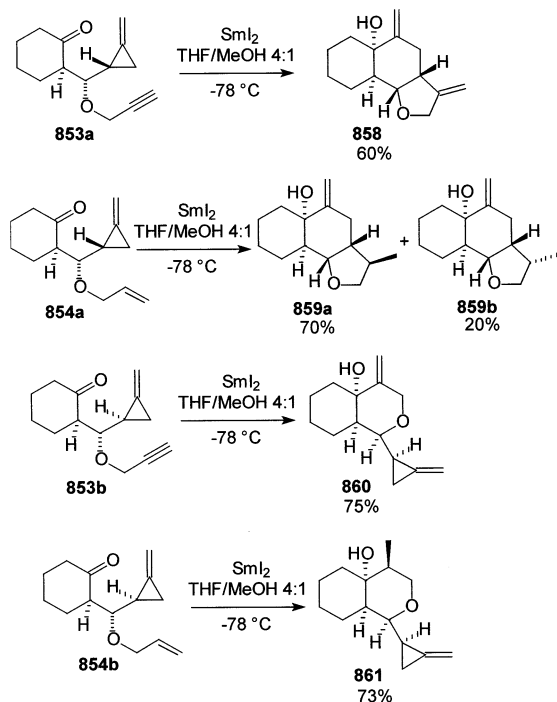


alcohols **852** that showed the feasibility of the process also with the cyclohexanone moiety. However, the outcome of the reaction was strongly dependent on the conditions employed. The conditions developed in the previous studies with MCP **849a** gave the expected decalin framework, but the desired diol **855** only in low yield, together with dimer **857** and diene **856**, derived respectively from radical coupling and from elimination of hydroxide ion from the intermediate anion, which competes with protonation. Similarly, a poor reaction was obtained with **852b**. When only THF was used without any additive at 0°C , **852a** gave just the reduction of the ketone to the corresponding cyclohexanol. The best conditions were found by performing the reaction at low temperature in THF/MeOH 4:1, which afforded only the diol **855** and the elimination product **856** in high combined yields from either **852a** or **b** (Scheme 154).²³²

With these results, reactions of propargyl ethers **853** and allyl ethers **854** were accomplished with the two systems THF/MeOH and THF/*t*BuOH/HMPA,

always at low temperature. Although the former conditions proved in all cases more satisfactory, the outcome did not differ substantially except in a single case. The SmI_2 -promoted reactions of ethers **853a** and **854a** furnished the desired tricyclic ethers **858** and **859**, respectively, in good yields with complete diastereocontrol at the four bridgehead stereogenic carbons and a fair 3.5:1 preference concerning the fifth stereocenter formed from MCP **854a** (Scheme 155).²³² Interestingly, the ratio was inverted in

Scheme 155

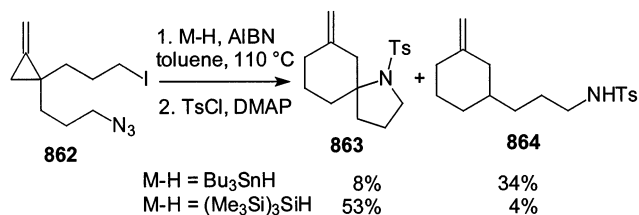


*t*BuOH/HMPA to 10:1 in favor of **859b** over **859a**, albeit they were obtained in lower yield. This result was interpreted with a switch from a preferred chelated to a nonchelated intermediate in the last cyclization. In contrast, the MCPs of the other diastereomeric series, **853b** and **854b**, furnished only bicyclic ethers **860** and **861**, respectively, still in good yield and complete stereoselectivity over all four and five stereocenters. Apparently, compounds **860** and **861** originate from a truncated cascade, where the *exo* C=C double bond of MCP is unable to participate and thus the ketyl radical cyclizes in a 6-*exo* fashion to the propargyl or allyl unsaturation. The different behavior of the two diastereomeric series has been ascribed to different conformational preferences of the initially generated ketyl radical.²³²

Also, Kilburn has synthesized aza heterocycles via intramolecular radical cyclizations of MCPs, employing either a nitrogen end group in the cascade or substrates containing a nitrogen atom in the connecting chain.

The MCP iodoazide **862** was reacted with tin and silicon hydride initiators of radical chain reactions in order to access, after trapping of the resulting amine by tosylation, spiro-fused bicycles **863** (Scheme 156).²³³ With tributyltin hydride, the main product was, however, the monocyclic tosylamine **864**, derived from reduction of azide prior to its intervention in

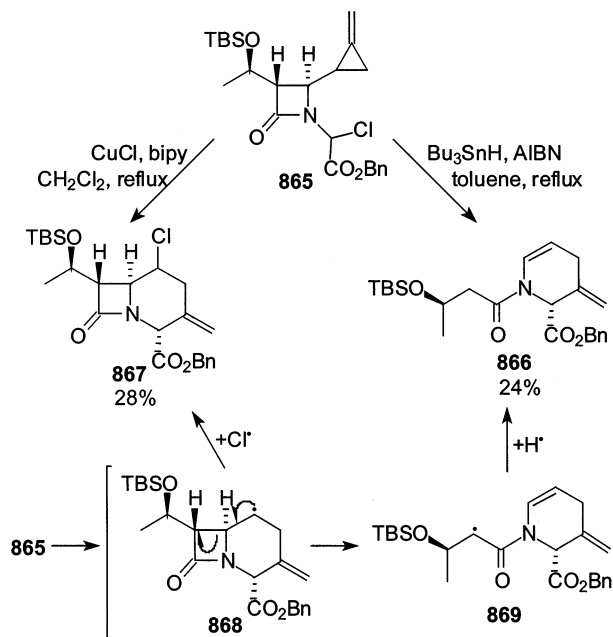
Scheme 156



the radical cascade sequence. As previously observed in radical reactions with azides,²³⁴ this inconvenience could be overcome by the use of more chemoselective tris(trimethylsilyl)silane.

The second approach regards methylenecyclopropyl-substituted azetidinones, with the purpose of synthesizing new polycyclic β -lactam derivatives. The appropriate substrates were accessed by coupling of methylenecyclopropylcuprate with a preformed 4-acetoxiazetidinone and a subsequent elaboration of the coupling product to place suitably the reacting moieties for an intramolecular cascade and finally subjected to radical reaction conditions.²³⁵ The azetidinone **865** reacted with tributyltin hydride to give only piperidine **866** in low yield, with the chain corresponding to the opened four-membered ring (Scheme 157). On the other hand, the use of CuCl/bipyridine

Scheme 157

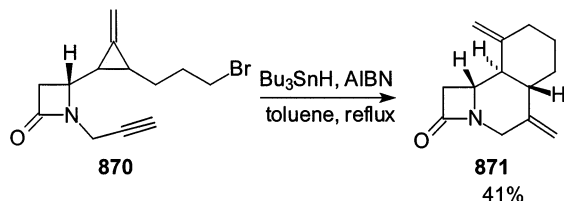


under atom-transfer conditions allowed access to the carbacephem structure of **867** as a single diastereoisomer (of unknown stereochemistry at the chlorine-bearing carbon atom), albeit in modest yield. Both products **866** and **867** may derive from a common methylenecyclohexyl radical intermediate **868**, formed by the general sequence shown in Scheme 152, which follows a different fate: rearrangement with ring opening to **869** and quenching in the first case, capture of a chlorine radical in the second.²³⁵

The MCP **870** took part in a radical cascade sequence similar to those initiated by SmI_2 described for MCP ketones. Homolytic cleavage of the C-Br

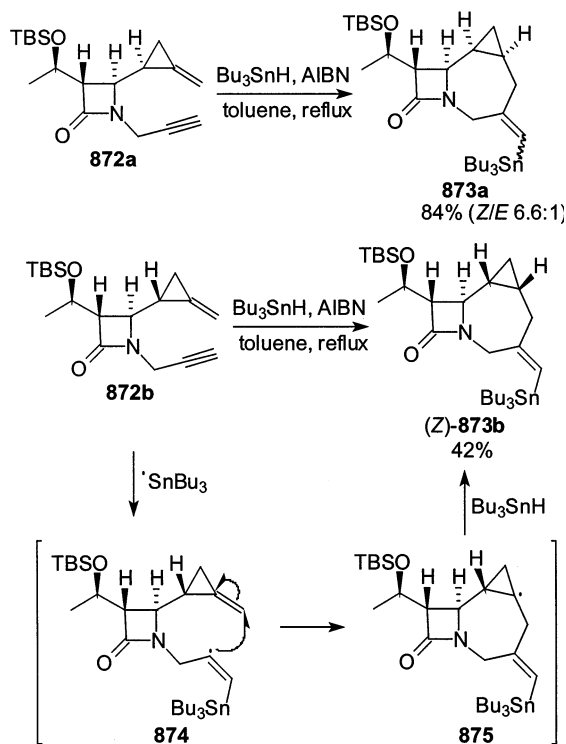
bond is now the starting event of the sequence, which leads exclusively to the new tricyclic β -lactam **871**, with a trans ring fusion of the six-membered rings, as the final product (Scheme 158).²³⁵

Scheme 158



Conversely, radical reactions of diastereomeric MCPs **872**, initiated by the addition of a tributyltin radical to the alkyne, gave tricyclic β -lactams **873** containing an intact fused cyclopropane ring (Scheme 159).²³⁵ The alkenyl radical initially generated, e.g.,

Scheme 159



874, in this case cyclizes through a preferred 7-endo-trig mode to a bicyclic bridgehead radical **875**, precursor of the isolated products **873**. While MCP **872b** reacts with complete stereocontrol affording only (*Z*)-**873b**, **872a** gives, with a fair preference for the *Z* diastereoisomer, a *Z/E* diastereomeric mixture, which leads to one methylenecycloheptane by destannylation.

XI. Conclusions

ACPs represent a largely accessible class of compounds involved in numerous and selective synthetically useful transformations, most of them described in the present review. From a rapid overview of the literature in the field, it appears evident that the synthesis of heterocyclic compounds has been only

occasionally investigated by researchers, despite the large body of results already accumulated. Therefore, many possibilities exist for the development of new strategies leading to heterocyclic compounds starting from ACPs. The peculiar reactivity of such compounds is, moreover, able to furnish results that would be achievable from other starting materials only with difficulty. In particular, the strain energy associated to ACPs allows one to carry out sequential synthetic transformations, in a domino fashion, without the use of added reagents and catalysts. It is of general belief that these domino processes are important for the development of a more environmentally friendly synthetic organic chemistry. Several of these processes have been already developed, and we paid particular attention to them during the review. Hopefully, also with this contribution, we can instigate a multitude of new examples of uses of ACPs in domino reactions in the synthesis of heterocyclic compounds.

XII. References

- Brandi, A.; Goti, A. *Chem. Rev.* **1998**, *98*, 589–636.
- Carbocyclic Three-Membered Ring Compounds*; de Meijere, A., Ed.; Houben-Weyl; Thieme: Stuttgart, 1997.
- Goti, A.; Cordero, F. M.; Brandi, A. *Top. Curr. Chem.* **1996**, *178*, 1–97.
- Binger, P.; Büch, H. M. *Top. Curr. Chem.* **1987**, *135*, 77–151.
- Trost, B. M. *Top. Curr. Chem.* **1986**, *133*, 3–82.
- (a) Adam, W.; Dörr, M.; Hill, K.; Peters, E. M.; Peters, K.; von Schnering, H. G. *J. Org. Chem.* **1985**, *50*, 587–595. (b) Adam, W.; Crämer, E. *Tetrahedron Lett.* **1986**, *27*, 3361–3364. (c) Adam, W.; Crämer, E.; Peters, E. M.; Peters, K.; von Schnering, H. G. *Chem. Ber.* **1987**, *120*, 705–712. (d) Peiris, S.; Ragauskas, A. J.; Stothers, J. B. *Can. J. Chem.* **1987**, *65*, 789–797. (e) de Meijere, A.; Michelsen, K.; Gleiter, R.; Spanget-Larsen, J. *Isr. J. Chem.* **1989**, *29*, 153–164.
- (a) de Meijere, A.; Wessjohann, L. *Synlett* **1990**, 20–32. (b) Wessjohann, L.; Skattebøl, L.; de Meijere, A. *J. Chem. Soc., Chem. Commun.* **1990**, 574–576.
- Gleiter, R.; Haider, R.; Conia, J.-M.; Barnier, J.-P. *J. Chem. Soc., Chem. Commun.* **1979**, 130–132.
- de Meijere, A.; Kozhushkov, S. I. *Eur. J. Org. Chem.* **2000**, 3809–3822.
- Traetteberg, M.; Simon, A.; de Meijere, A. *J. Mol. Struct.* **1984**, *118*, 333–343.
- de Meijere, A.; Erden, I.; Weber, W.; Kaufmann, D. *J. Org. Chem.* **1988**, *53*, 152–161.
- Huber, F.-X.; Sauer, J.; McDonald, W.; Nöth, H. *Chem. Ber.* **1982**, *115*, 444–451 and references therein.
- Hartmann, K.-P.; Heuschmann, M. *Tetrahedron* **2000**, *56*, 4213–4218.
- Dolbier, W. R., Jr.; Seabury, M.; Daly, D.; Smart, B. E. *J. Org. Chem.* **1986**, *51*, 974–979.
- Rule, M.; Salinaro, R. F.; Pratt, D. R.; Berson, J. A. *J. Am. Chem. Soc.* **1982**, *104*, 2223–2228.
- Sims, C. G.; Skelton, B. W.; Wege, D.; White, A. H. *Aust. J. Chem.* **1991**, *44*, 1575–1583.
- de Meijere, A.; Teichmann, S.; Seyed-Mahdavi, F.; Kohlstruck, S. *Liebigs Ann.* **1996**, 1989–2000.
- Primke, H.; Sarin, G. S.; Kohlstruck, S.; Adiwidjaja, G.; de Meijere, A. *Chem. Ber.* **1994**, *127*, 1051–1064.
- de Meijere, A. *Chem. Br.* **1987**, 866.
- Bottini, A. T.; Cabral, L. J. *Tetrahedron* **1978**, *34*, 3187–3194.
- de Meijere, A. In *Proceedings of the Fifth International Kyoto Conference on New Aspects of Organic Chemistry*; Yoshida, Z., Ohshiro, Y., Eds.; WCH: New York, 1992; p 181.
- Thiemann, T.; Ohira, D.; Li, Y.; Sawada, T.; Mataka, S.; Rauch, K.; Noltemeyer, M.; de Meijere, A. *J. Chem. Soc., Perkin Trans. I* **2000**, 2968–2976.
- Heiner, T.; Michalski, S.; Gerke, K.; Kuchta, G.; Buback, M.; de Meijere, A. *Synlett* **1995**, 355–357.
- Heiner, T.; Kozhushkov, S. I.; Noltemeyer, M.; Haumann, T.; Boese, R.; de Meijere, A. *Tetrahedron* **1996**, *52*, 12185–12196.
- Krief, A. *Top. Curr. Chem.* **1987**, *135*, 1–75.
- Poutsma, M. L.; Ibarbia, P. A. *J. Am. Chem. Soc.* **1971**, *93*, 440–450.
- Thiemann, T.; Kohlstruck, S.; Schwär, G.; de Meijere, A. *Tetrahedron Lett.* **1981**, *22*, 3483–3486.

- (28) Pasto, D. J.; Chen, A. F.-T. *Tetrahedron Lett.* **1972**, 2995–2998.
- (29) Tsuji, T.; Kikuchi, R.; Nishida, S. *Bull. Chem. Soc. Jpn.* **1985**, *58*, 1603–1604.
- (30) Paquette, L. A.; Wells, G. J.; Wickham, G. J. *Org. Chem.* **1984**, *49*, 3618–3621.
- (31) (a) Desimoni, G.; Tacconi, G. *Chem. Rev.* **1975**, *75*, 651–692. (b) Hepworth, J. D. In *Comprehensive Heterocyclic Chemistry*; Katritzky A. R., Rees, C. W. Eds.; Pergamon: Oxford, 1984; Vol. 3, p 737.
- (32) (a) Tietze, L. F.; von Kiedrowski, G.; Harms, K.; Clegg, W.; Sheldrick, G. *Angew. Chem., Int. Ed. Engl.* **1980**, *19*, 134–135. (b) Tietze, L. F. In *Selectivity: A Goal for Synthetic Efficiency*; Bartmann, W., Trost, B. M., Eds.; Verlag Chemie: Weinheim, 1984; p 299. (c) Eaton, P. E.; Bunnelle, W. H. *Tetrahedron Lett.* **1984**, *25*, 23–26.
- (33) Vilsmaier, E.; Weber, S.; Weidner, J. *J. Org. Chem.* **1987**, *52*, 4921–4924.
- (34) (a) Vilsmaier, E.; Joerg, K. *Chem. Ber.* **1984**, *117*, 2910–2927. (b) Vilsmaier, E.; Joerg, K.; Nauert, R. *Chem. Ber.* **1984**, *117*, 2928–2946.
- (35) Vilsmaier, E.; Baumheier, R. *Chem. Ber.* **1989**, *122*, 1285–1290.
- (36) (a) Tsuge, O.; Kanemasa, S.; Takenaka, S. *Bull. Chem. Soc. Jpn.* **1983**, *56*, 2073–2076. (b) Tsuge, O.; Shimoharada, H. *Chem. Pharm. Bull.* **1982**, *3*, 1903–1906. (c) Tsuge, O.; Kanemasa, S.; Takenaka, S. *Chem. Lett.* **1983**, 519–522.
- (37) Akmanova, N. A.; Sagitdinova, Kh. F.; Balenkova, E. S. *Khim. Geterotsikl. Soedin.* **1982**, 1192–1194; *Chem. Abstr.* **1982**, *97*, 216064.
- (38) Brandi, A.; Guarna, A.; Goti, A.; De Sarlo, F. *Tetrahedron Lett.* **1986**, *27*, 1727–1730.
- (39) Brandi, A.; Garro, S.; Guarna, A.; Goti, A.; Cordero, F.; De Sarlo, F. *J. Org. Chem.* **1988**, *53*, 2430–2434.
- (40) Cordero, F. M.; Brandi, A.; Querci, C.; Goti, A.; De Sarlo, F.; Guarna, A. *J. Org. Chem.* **1990**, *55*, 1762–1767.
- (41) Brandi, A.; Cordero, F. M.; De Sarlo, F.; Goti, A.; Guarna, A. *Synlett* **1993**, 1–8.
- (42) Baroncelli, L. Laurea Dissertation, University of Florence, 2001.
- (43) Brandi, A.; Dürüst, Y.; Cordero, F. M.; De Sarlo, F. *J. Org. Chem.* **1992**, *57*, 5666–5670.
- (44) (a) Cordero, F. M.; Cicchi, S.; Goti, A.; Brandi, A. *Tetrahedron Lett.* **1994**, *35*, 949–952. (b) Brandi, A.; Cicchi, S.; Cordero, F. M.; Frignoli, R.; Goti, A.; Picasso, S.; Vogel, P. *J. Org. Chem.* **1995**, *60*, 6806–6812.
- (45) Cicchi, S.; Goti, A.; Brandi, A. *J. Org. Chem.* **1995**, *60*, 4743–4748.
- (46) Machetti, F.; Cordero, F. M.; De Sarlo, F.; Guarna, A.; Brandi, A. *Tetrahedron Lett.* **1996**, *37*, 4205–4208.
- (47) Goti, A.; Cardona, F.; Brandi, A.; Picasso, S.; Vogel, P. *Tetrahedron: Asymmetry* **1996**, *7*, 1659–1674.
- (48) (a) *1,3-Dipolar Cycloaddition Chemistry*; Padwa, A., Ed.; Wiley-Interscience: New York, 1984; Vols. 1 and 2. (b) Torssell, K. B. G. *Nitrile Oxides, Nitrones, and Nitronates in Organic Synthesis*; Feuer, H., Ed.; VCH Publishers: New York, 1988.
- (49) (a) Tufariello J. J. In *1,3-Dipolar Cycloaddition Chemistry*; Padwa, A. Ed.; Wiley-Interscience: New York, 1984; Vol. 2, p 83. (b) Grünanger, P.; Vita-Finzi, P. *Isoxazoles Part 1. The Chemistry of Heterocyclic Compounds*; Taylor, E. C., Weissberger, A., Eds.; Wiley: New York, 1991; pp 686–725. (c) Confalone, P. N.; Huie, E. M. *Org. React.* **1988**, *36*, 1–173. (d) Black, D. St. C.; Crozier, R. F.; Davis, V. C. *Synthesis* **1975**, 205–221.
- (50) For propene, see: (a) Bast, K.; Christl, M.; Huisgen, R.; Mack, W.; Sustmann, R. *Chem. Ber.* **1973**, *106*, 3258–3274. (b) Tufariello, J. J.; Ali, Sk. A. *Tetrahedron Lett.* **1978**, 4647–4650. For 1-hexene, see: (c) Ali Sk. A.; Wazeer, M. I. M. *J. Chem. Soc., Perkin Trans. 2* **1986**, 1789–1792. (d) Asrof Ali, Sk.; Wazeer, M. I. M. *J. Chem. Soc., Perkin Trans. 1* **1988**, 597–605. For isobutene, see: (e) Stagno d'Alcontres, G. *Gazz. Chim. Ital.* **1952**, *82*, 627–634.
- (51) (a) Goti, A.; Brandi, A.; De Sarlo, F.; Guarna, A. *Tetrahedron Lett.* **1986**, *27*, 5271–5274. (b) Goti, A.; Brandi, A.; De Sarlo, F.; Guarna, A. *Tetrahedron* **1992**, *48*, 5283–5300.
- (52) (a) Brandi, A.; Carli, S.; Goti, A. *Heterocycles* **1988**, *27*, 17–20. (b) Brandi, A.; Cordero, F. M.; De Sarlo, F.; Gandolfi, R.; Rastelli, A.; Bagatti, M. *Tetrahedron* **1992**, *48*, 3323–3334.
- (53) de Meijere, A.; von Seebach, M.; Kozhushkov, S. I.; Boese, R.; Bläser, D.; Cicchi, S.; Dimoulas, T.; Brandi, A. *Eur. J. Org. Chem.* **2001**, 3789–3795.
- (54) Cordero, F. M.; Anichini, B.; Goti, A.; Brandi, A. *Tetrahedron* **1993**, *49*, 9867–9876.
- (55) Salvati, M. Laurea Dissertation, University of Florence, 2002.
- (56) Masini, S. Laurea Dissertation, University of Florence, 2000.
- (57) (a) Huisgen, R.; Hauck, H.; Grashey, R.; Seidl, H. *Chem. Ber.* **1968**, *101*, 2568–2584. (b) Ali, Sk. A.; Wazeer, M. I. M. *J. Chem. Soc., Perkin Trans. 2* **1990**, 1035–1039. (c) Christl, M.; Huisgen, R.; Sustmann, R. *Chem. Ber.* **1973**, *106*, 3275–3290.
- (58) Mauduit, M.; Kouklovsky, C.; Langlois, Y. *Tetrahedron Lett.* **1998**, *39*, 6857–6860.
- (59) Fleming, I. *Frontier Orbitals and Organic Chemical Reactions*; John Wiley and Sons: New York, 1976; p 32.
- (60) (a) Huisgen, R. *Pure Appl. Chem.* **1981**, *53*, 171–187. (b) Aue, D. H.; Lorens, R. B.; Helwig, G. S. *J. Org. Chem.* **1979**, *44*, 1202–1207.
- (61) Rastelli, A. (University of Modena); Gandolfi, R. (University of Pavia): personal communication.
- (62) (a) Tufariello, J. J.; Tegeler, J. J. *Tetrahedron Lett.* **1976**, 4037–4040. (b) Taber, D. F.; Hoerrner, R. S., Hagen, M. D. *J. Org. Chem.* **1991**, *56*, 1287–1289.
- (63) Zorn, C.; Goti, A.; Brandi, A.; Johnsen, K.; Noltmeyer, M.; Kozhushkov, S. I.; de Meijere, A. *J. Org. Chem.* **1999**, *64*, 755–763.
- (64) Bianchi, G.; Gandolfi, R. In ref 1, *Dipolar Cycloaddition Chemistry*; Padwa, A., Ed.; Wiley-Interscience: New York, 1984; Vol. 2, pp 451–543.
- (65) Zorn, C.; Goti, A.; Brandi, A.; Johnsen, K.; Kozhushkov, S. I.; de Meijere, A. *Chem. Commun.* **1998**, 903–904.
- (66) Cordero, F. M.; Goti, A.; De Sarlo, F.; Guarna, A.; Brandi, A. *Tetrahedron* **1989**, *45*, 5917–5924.
- (67) Cordero, F. M.; Barile, I.; De Sarlo, F.; Brandi, A. *Tetrahedron Lett.* **1999**, *40*, 6657–6660.
- (68) Ochoa, E.; Mann, M.; Sperling, D.; Fabian, J. *Eur. J. Org. Chem.* **2001**, 4223–4231.
- (69) (a) Anichini, B.; Goti, A.; Brandi, A.; Kozhushkov, S.; de Meijere, A. *Chem. Commun.* **1997**, 261–262. (b) Anichini, B.; Goti, A.; Brandi, A.; Kozhushkov, S.; de Meijere, A. *Synlett* **1997**, 25–26.
- (70) Zorn, C.; Anichini, B.; Goti, A.; Brandi, A.; Kozhushkov, S. I.; de Meijere, A.; Citti, L. *J. Org. Chem.* **1999**, *64*, 7846–7855.
- (71) (a) Brandi, A.; Goti, A.; Kozhushkov, S.; de Meijere, A. *J. Chem. Soc., Chem. Commun.* **1994**, 2185–2186. (b) Goti, A.; Anichini, B.; Brandi, A.; Kozhushkov, S.; Gratkowski, C.; de Meijere, A. *J. Org. Chem.* **1996**, *61*, 1665–1672.
- (72) Goti, A.; Anichini, B.; Brandi, A.; de Meijere, A.; Citti, L.; Nevischi, S. *Tetrahedron Lett.* **1995**, *36*, 5811–5814.
- (73) Brandi, A.; Cicchi, S.; Brandl, M.; Kozhushkov, S. I.; Gratkowski, C.; de Meijere, A. *Synlett* **2001**, 433–435.
- (74) Cordero, F. M.; Barile, I.; Brandi, A.; Kozhushkov, S. I.; de Meijere, A. *Synlett* **2000**, 1034–1036.
- (75) Cordero, F. M.; Brandi, A. *Tetrahedron Lett.* **1995**, *36*, 1343–1346.
- (76) (a) Estieu, K.; Paugam, R.; Ollivier, J.; Salaün, J.; Cordero, F. M.; Goti, A.; Brandi, A. *J. Org. Chem.* **1997**, *62*, 8276–8277. (b) Ferrara, M.; Cordero, F. M.; Goti, A.; Brandi, A.; Estieu, K.; Paugam, R.; Ollivier, J.; Salaün, J. *Eur. J. Org. Chem.* **1999**, 2725, 5–2739.
- (77) Stolle, A.; Ollivier, J.; Piras, P. P.; Salaün, J.; de Meijere, A. *J. Am. Chem. Soc.* **1992**, *114*, 4051–4067.
- (78) Ollivier, J.; Girard, N.; Salaün, J. *Synlett* **1999**, 1539–1542.
- (79) Paschetta, V.; Cordero, F. M.; Paugam, R.; Ollivier, J.; Brandi, A.; Salaün, J. *Synlett* **2001**, 1233–1236.
- (80) Cordero, F. M.; Pisaneschi, F.; Goti, A.; Ollivier, J.; Salaün, J.; Brandi, A. *J. Am. Chem. Soc.* **2000**, *122*, 8075–8076.
- (81) (a) Grünanger, P.; Vita-Finzi, P. *Isoxazoles. Part 1. in The Chemistry of Heterocyclic Compounds*; Taylor, E. C., Weissberger, A., Eds.; Wiley: New York, 1991; Vol. 49. (b) Caramella, P.; Grünanger, P. *Nitrile Oxides and Imines. in 1,3-Dipolar Cycloaddition Chemistry*; Padwa, A., Ed.; Wiley-Interscience: New York, 1984; Vol. 1, pp 291–392. (c) Grundmann, C.; Grünanger, P. *The Nitrile Oxides*; Springer-Verlag: New York, 1971.
- (82) (a) Guarna, A.; Brandi, A.; Goti, A.; De Sarlo, F. *J. Chem. Soc., Chem. Commun.* **1985**, 1518–1519. (b) Guarna, A.; Brandi, A.; De Sarlo, F.; Goti, A.; Periccioli, F. *J. Org. Chem.* **1988**, *53*, 2426–2429.
- (83) Brandi, A.; Cordero, F. M.; Goti, A.; Guarna, A. *Tetrahedron Lett.* **1992**, *33*, 6697–6700.
- (84) Quast, H.; Jakobi, H. *Chem. Ber.* **1991**, *124*, 1619–1626.
- (85) (a) Brandi, A.; Guarna, A.; Goti, A.; De Sarlo, F. *J. Chem. Soc., Chem. Commun.* **1986**, 813–814. (b) Goti, A.; Brandi, A.; Danza, G.; Guarna, A.; Donati, D.; De Sarlo, F. *J. Chem. Soc., Perkin Trans. 1* **1989**, 1253–1258.
- (86) Occhiato, E.; Guarna, A.; Spinetti, L. M. *Tetrahedron* **1993**, *49*, 10629–10642.
- (87) Occhiato, E.; Guarna, A.; Brandi, A.; Goti, A.; De Sarlo, F. *J. Org. Chem.* **1992**, *57*, 4206–4211.
- (88) Guarna, A.; Occhiato, E. G.; Machetti, F.; Trabocchi, A.; Scarpi, D.; Danza, G.; Mancina, R.; Comerci, A.; Serio, M. *Bioorg. Med. Chem.* **2001**, *9*, 1385–1393.
- (89) (a) Guarna, A.; Belle, C.; Machetti, F.; Occhiato, E. G.; Payne, A. H.; Cassiani, C.; Comerci, A.; Danza, G.; De Bellis, A.; Dini, S.; Marrucci, A.; Serio, M. *J. Med. Chem.* **1997**, *40*, 1112–1129. (b) Guarna, A.; Occhiato, E. G.; Machetti, F.; Marrucci, A.; Danza, G.; Serio, M.; Paoli, P. *J. Med. Chem.* **1997**, *40*, 3466–3477.
- (90) Brandi, A.; Carli, S.; Guarna, A.; De Sarlo, F. *Tetrahedron Lett.* **1987**, *28*, 3845–3848.

- (91) (a) Crandall, J. K.; Conover, W. W. *J. Chem. Soc., Chem. Commun.* **1973**, 33–34. (b) Crandall, J. K.; Conover, W. W. *J. Org. Chem.* **1974**, *39*, 63–66.
- (92) Aue, D. H.; Lorens, R. B.; Helwig, G. S. *Tetrahedron Lett.* **1973**, 4795–4798.
- (93) Scheiner, P. In *Selective Organic Transformations*; Thygarajan, B. S., Ed.; Wiley: New York, 1972; Vol. 1, p 327.
- (94) Horner, L.; Christmann, A. *Angew. Chem., Int. Ed. Engl.* **1963**, *2*, 599.
- (95) Crandall, J. K.; Conover, W. W.; Komin, J. B. *J. Org. Chem.* **1975**, *40*, 2042–2044.
- (96) Al-Majid, A. M.; Booth, B. L.; Gomes, J. T. *J. Chem. Res. (M)* **1998**, 580–589.
- (97) Heidt, P. C.; Bergmeier, S. C.; Pearson, W. H. *Tetrahedron Lett.* **1990**, *31*, 5441–5444.
- (98) Shen, K. K.; Bergman, R. G. *J. Am. Chem. Soc.* **1977**, *99*, 1655–1657.
- (99) Dolbier, W. R., Jr.; Seabury, M. J. *Tetrahedron* **1987**, *43*, 2437–2442.
- (100) de Meijere, A.; Teichmann, S.; Yu, D.; Kopf, J.; Oly, M.; von Thienen, N. *Tetrahedron* **1989**, *45*, 2957–2968.
- (101) Tomilov, Yu. V.; Shulishov, E. V.; Nefedov, O. M. *Izv. Akad. Nauk SSSR, Ser. Khim.* **1991**, 1057–1062.
- (102) Langler, R. F.; Raheja, R. K.; Schank, K.; Beck, H. *Helv. Chim. Acta* **2001**, *84*, 1943–1951.
- (103) Van den Heuvel, C. J. M.; Hoiland, A.; van Velzen, J. C.; Steinberg, H.; de Boer, Th. J. *Recl. Trav. Chim. Pays-Bas* **1984**, *103*, 233–240.
- (104) Dowd, P. *Acc. Chem. Res.* **1972**, *5*, 242–248.
- (105) Berson, J. A. *Acc. Chem. Res.* **1978**, *11*, 446–453.
- (106) Osterman, V. M.; Schulte, G.; Berson, J. A. *J. Am. Chem. Soc.* **1989**, *111*, 8727–8729.
- (107) Creary, X.; Wolf, A.; Miller, K. *Org. Lett.* **1999**, *1*, 1615–1618.
- (108) Dolbier, W. R., Jr.; Burkholder, C. R. *Tetrahedron* **1985**, *41*, 297–307.
- (109) (a) Takahashi, Y.; Miyashi, T.; Mukai, T. *J. Am. Chem. Soc.* **1983**, *105*, 6511–6513. (b) Okada, K.; Hisamitsu, K.; Takahashi, Y.; Hanaoka, T.; Miyashi, T.; Mukai, T. *Tetrahedron Lett.* **1984**, *25*, 5311–5314. (c) Miyashi, T.; Kamata, M.; Mukai, T. *J. Am. Chem. Soc.* **1986**, *108*, 2755–2757.
- (110) Miyashi, T.; Takahashi, Y.; Mukai, T.; Roth, H. D.; Schilling, M. L. M. *J. Am. Chem. Soc.* **1985**, *107*, 1079–1080.
- (111) Frimer, A. A.; Farkash, T.; Sprecher, M. *J. Org. Chem.* **1979**, *44*, 989–995.
- (112) Van den Heuvel, C. J. M.; Steinberg, H.; de Boer, Th. J. *Recl. Trav. Chim. Pays-Bas* **1985**, *104*, 145–152.
- (113) (a) Akasaka, T.; Ando, W. *Tetrahedron Lett.* **1987**, *28*, 217–220. (b) Akasaka, T.; Ando, W. *J. Am. Chem. Soc.* **1987**, *109*, 1260–1262. (c) For alkenylidenecyclopropanes, see: Akasaka, T.; Misawa, Y.; Ando, W. *Tetrahedron Lett.* **1990**, *31*, 1173–1176.
- (114) For a review on CSI cycloadditions, see: Hassner, A.; Rasmussen, J. K. *Chem. Rev.* **1976**, *76*, 389–408.
- (115) Gompper, R.; Lach, D. *Tetrahedron Lett.* **1973**, 2683–2686.
- (116) Dunkelblum, E. *Tetrahedron Lett.* **1972**, 1551–1554.
- (117) Barton, T. J.; Rogido, R. J. *Tetrahedron Lett.* **1972**, 3901–3902.
- (118) Weber, W.; Erden, I.; de Meijere, A. *Angew. Chem., Int. Ed. Engl.* **1980**, *19*, 387–388.
- (119) (a) Sadler, I. H.; Stewart, J. A. G. *J. Chem. Soc., Perkin Trans. 2* **1973**, 278–288. (b) Pasto, D. J. *J. Org. Chem.* **1976**, *41*, 4012–4016.
- (120) Pasto, D. J.; Smorada, R. L.; Turini, B. L.; Wampfler, D. J. *J. Org. Chem.* **1976**, *41*, 432–438.
- (121) Pasto, D. J.; Chen, A. F.-T.; Ciurdaru, G.; Paquette, L. A. *J. Org. Chem.* **1973**, *38*, 1015–1026.
- (122) (a) Schonk, R. M.; Meijer, C. W.; Bakker, B. H.; Zöllner, S.; Cerfontain, H.; de Meijere, A. *Recl. Trav. Chim. Pays-Bas* **1993**, *112*, 457–461. (b) Bakker, B. H.; Cerfontain, H.; Tomassen, H. P. M. *J. Org. Chem.* **1989**, *54*, 1680–1684.
- (123) (a) Pasto, D. J.; Chen, A. F.-T. *J. Am. Chem. Soc.* **1971**, *93*, 2562–2564. (b) Pasto, D. J.; Chen, A. F.-T.; Binsch, G. *J. Am. Chem. Soc.* **1973**, *95*, 1553–1562.
- (124) (a) Nakamura, E.; Yamago, S. *Acc. Chem. Res.* **2002**, *35*, 867–877. (b) Yamago, S.; Nakamura, E. *Org. React.* **2002**, *61*, 1–217.
- (125) Nakamura, E.; Yamago, S.; Ejiri, S.; Dorigo, A. E.; Morokuma, K. *J. Am. Chem. Soc.* **1991**, *113*, 3183–3184.
- (126) Yamago, S.; Nakamura, E. *J. Am. Chem. Soc.* **1989**, *111*, 7285–7286.
- (127) Yamago, S.; Ejiri, S.; Nakamura, E. *Angew. Chem., Int. Ed. Engl.* **1995**, *34*, 2154–2156.
- (128) Yamago, S.; Ejiri, S.; Nakamura, M.; Nakamura, E. *J. Am. Chem. Soc.* **1993**, *115*, 5344–5345.
- (129) Ejiri, S.; Yamago, S.; Nakamura, E. *J. Am. Chem. Soc.* **1992**, *114*, 8707–8708.
- (130) Yamago, S.; Nakamura, E. *J. Org. Chem.* **1990**, *55*, 5553–5555.
- (131) Nakamura, M.; Toganoh, M.; Wang, X. Q.; Yamago, S.; Nakamura, E. *Chem. Lett.* **2000**, 664–665.
- (132) Nakamura, M.; Yoshikai, N.; Toganoh, M.; Nakamura, E. *Synlett* **2001**, 1030–1033.
- (133) Yamago, S.; Nakamura, M.; Wang, X. Q.; Yanagawa, M.; Tokumitsu, S.; Nakamura, E. *J. Org. Chem.* **1998**, *63*, 1694–1703.
- (134) Yamago, S.; Yanagawa, M.; Nakamura, E. *Chem. Lett.* **1999**, 879–880.
- (135) (a) Noyori, R.; Odagi, T.; Takaya, H. *J. Am. Chem. Soc.* **1970**, *92*, 5780–5781. (b) Noyori, R.; Kumagai, Y.; Umeda, I.; Takaya, H. *J. Am. Chem. Soc.* **1972**, *94*, 4018–4020. (c) Binger, P. *Angew. Chem., Int. Ed. Engl.* **1972**, *11*, 433–434. (d) Binger, P.; Schuchardt, U. *Angew. Chem., Int. Ed. Engl.* **1977**, *16*, 249. (e) Binger, P.; Schuchardt, U. *Chem. Ber.* **1981**, *114*, 3313–3324.
- (136) Oishi, Y.; Sakamoto, E.; Fujimoto, H. *Inorg. Chem.* **1996**, *35*, 231–238.
- (137) (a) Trost, B. M.; Chan, D. M. T. *J. Am. Chem. Soc.* **1979**, *101*, 6429–6432. (b) Trost, B. M.; Chan, D. M. T. *J. Am. Chem. Soc.* **1980**, *102*, 6359–6361.
- (138) (a) Gordon, D. J.; Fenske, R. F.; Nanninga, T. N.; Trost, B. M. *J. Am. Chem. Soc.* **1981**, *103*, 5974–5976. (b) Albright, T. A.; Clemens, P. R.; Hughes, R. P.; Hunton, D. E.; Margerum, L. D. *J. Am. Chem. Soc.* **1982**, *104*, 5369–5379.
- (139) (a) Ohta, T.; Takaya, H. In *Comprehensive Organic Synthesis*; Trost, B. M., Fleming, I., Paquette, L. A., Eds.; Pergamon Press: Oxford, 1991; Vol. 5, pp 1185–1205. (b) Binger, P.; Schmidt, T. In *Houben-Weyl*; de Meijere, A., Ed.; Thieme: Stuttgart, 1996; Vol. E17c, pp 2217–2294. (c) Lautens, M.; Klute, W.; Tam, W. *Chem. Rev.* **1996**, *96*, 49–92. (d) Trost, B. M. *Angew. Chem., Int. Ed. Engl.* **1986**, *25*, 1. (e) Trost, B. M. *Pure Appl. Chem.* **1988**, *60*, 1615–1626. (f) Chan, D. M. T. In *Comprehensive Organic Synthesis*; Trost, B. M., Fleming, I., Paquette, L. A., Eds.; Pergamon Press: Oxford, 1991; Vol. 5, pp 271–314. (g) Nakamura, I.; Yamamoto, Y. *Adv. Synth. Catal.* **2002**, *344*, 111–129.
- (140) (a) Lewis, R. T.; Motherwell, W. B.; Shipman, M. *J. Chem. Soc., Chem. Commun.* **1988**, 948–950. (b) Yamago, S.; Nakamura, E. *J. Chem. Soc., Chem. Commun.* **1988**, 1112–1113.
- (141) Corlay, H.; Motherwell, W. B.; Pennell, A. M. K.; Shipman, M.; Slawin, A. M. Z.; Williams, D. J.; Binger, P.; Stepp, M. *Tetrahedron* **1996**, *52*, 4883–4902.
- (142) (a) Lautens, M.; Ren, Y.; Delanghe, P. H. M. *J. Am. Chem. Soc.* **1994**, *116*, 8821–8822. (b) Lautens, M.; Ren, Y.; Delanghe, P.; Chiu, P.; Ma, S.; Colucci, J. *Can. J. Chem.* **1995**, *73*, 1251–1257. (c) Lautens, M.; Ren, Y. *J. Am. Chem. Soc.* **1996**, *118*, 9597–9605. (d) Lautens, M.; Ren, Y. *J. Am. Chem. Soc.* **1996**, *118*, 10668–10669.
- (143) (a) Lautens, M.; Delanghe, P. H. M. *J. Org. Chem.* **1993**, *58*, 5037–5039. (b) Lautens, M.; Delanghe, P. H. M. *J. Am. Chem. Soc.* **1994**, *116*, 8526–8535.
- (144) (a) Trost, B. M.; Bonk, P. J. *J. Am. Chem. Soc.* **1985**, *107*, 8277–8279. (b) Trost, B. M.; King, S. A.; Schmidt, T. *J. Am. Chem. Soc.* **1989**, *111*, 5902–5915. (c) Trost, B. M.; King, S. A. *J. Am. Chem. Soc.* **1990**, *112*, 408–422. (d) Trost, B. M.; Matelich, M. C. *J. Am. Chem. Soc.* **1991**, *113*, 9007–9009. (e) Trost, B. M.; Sharma, S.; Schmidt, T. *J. Am. Chem. Soc.* **1992**, *114*, 7903–7904.
- (145) (a) Jones, M. D.; Kemmitt, R. D. W. *J. Chem. Soc., Chem. Commun.* **1986**, 1201–1203. (b) Trost, B. M.; Marrs, C. M. *J. Am. Chem. Soc.* **1993**, *115*, 6636–6645.
- (146) Inoue, Y.; Hibi, T.; Satake, M.; Hashimoto, H. *J. Chem. Soc., Chem. Commun.* **1979**, 982.
- (147) Binger, P.; Weintz, H.-J. *Chem. Ber.* **1984**, *117*, 654–665.
- (148) Weintz, H.-J.; Binger, P. *Tetrahedron Lett.* **1985**, *26*, 4075–4078.
- (149) Nakamura, I.; Oh, B. H.; Saito, S.; Yamamoto, Y. *Angew. Chem., Int. Ed. Engl.* **2001**, *40*, 1298–1300.
- (150) Oh, B. H.; Nakamura, I.; Saito, S.; Yamamoto, Y. *Tetrahedron Lett.* **2001**, *42*, 6203–6205.
- (151) Lautens, M.; Han, W. *J. Am. Chem. Soc.* **2002**, *124*, 6312–6316.
- (152) Alper, P. B.; Meyers, C.; Lerchner, A.; Siegel, D. R.; Carreira, E. M. *Angew. Chem., Int. Ed. Engl.* **1999**, *38*, 3186–3189.
- (153) For other examples of this behavior in MCPs substituted with electron-withdrawing groups, see: (a) Li, D.; Agnihotri, G.; Dakoji, S.; Oh, E.; Lantz, M.; Liu, H.-w. *J. Am. Chem. Soc.* **1999**, *121*, 9034–9042. (b) Monti, H.; Rizzotto, D.; Leandri, G. *Tetrahedron* **1998**, *54*, 6725–6738.
- (154) Vilsmaier, E.; Baumheier, R.; Lemmert, M. *Synthesis* **1990**, 995–998.
- (155) Ciufolini, M. A.; Rivera-Fortin, M. A.; Zuzukin, V.; Whitmire, K. H. *J. Am. Chem. Soc.* **1994**, *116*, 1272–1277.
- (156) Battaglia, A.; Barbaro, G.; Giorgianni, P. *J. Org. Chem.* **1985**, *50*, 5368–5370.
- (157) (a) Crandall, J. K.; Paulson, D. R. *J. Org. Chem.* **1968**, *33*, 991–998. (b) Crandall, J. K.; Paulson, D. R. *J. Org. Chem.* **1968**, *33*, 3291–3294.
- (158) (a) Wiseman, J. R.; Chan, H.-F. *J. Am. Chem. Soc.* **1970**, *92*, 4749–4751. (b) Trost, B. M.; Bogdanowicz, M. J. *J. Am. Chem. Soc.* **1973**, *95*, 5321–5334.
- (159) (a) Aue, D. H.; Meshishnek, M. J.; Shellhamer, D. F. *Tetrahedron Lett.* **1973**, 4799–4802. (b) Slafer, W. D.; English, A. D.; Harris, D. O.; Shellhamer, D. F.; Meshishnek, M. J.; Aue, D. H. *J. Am.*

- Chem. Soc.* **1975**, *97*, 6638–6646. (c) Trost, B. M.; LaRochelle, R.; Bogdanowicz, M. *J. Tetrahedron Lett.* **1970**, *39*, 3449–3451.
- (160) (a) Salaün, J. R.; Conia, J. M. *J. Chem. Soc., Chem. Commun.* **1971**, 1579–1580. (b) Salaün, J. R.; Champion, J.; Conia, J. M. *Org. Synth.* **1977**, *57*, 36–40. (c) Crandall, J. K.; Conover, W. W. *J. Org. Chem.* **1978**, *43*, 3533–3535.
- (161) Erden, I.; de Meijere, A. *Tetrahedron Lett.* **1980**, *21*, 2501–2504.
- (162) Frank, D.; Kozhushkov, S. I.; Labahn, T.; de Meijere, A. *Tetrahedron* **2002**, *58*, 7001–7007.
- (163) Fitjer, L.; Rissom, B.; Kanschik, A.; Egert, E. *Tetrahedron* **1994**, *50*, 10879–10892.
- (164) Cullough, D. W.; Cohen, T. *Tetrahedron Lett.* **1988**, *29*, 27–30.
- (165) Kortmann, I.; Westermann, B. *Synthesis* **1995**, 931–933.
- (166) Lechevallier, A.; Huet, F.; Conia, J. M. *Tetrahedron* **1983**, *39*, 3329–3336.
- (167) Payne, G. B. *Tetrahedron* **1962**, *18*, 763–765.
- (168) Hofland, A.; Steinberg, H.; de Boer, Th. J. *Recl. Trav. Chim. Pays-Bas* **1985**, *104*, 350–352.
- (169) (a) Bernard, A. M.; Floris, C.; Frongia, A.; Piras, P. P. *Synlett* **1998**, 668–670. (b) Bernard, A. M.; Cocco, M. T.; Congiu, C.; Franzone, G. L.; Piras, P. P. *Synthesis* **1996**, 361–366. (c) Bernard, A. M.; Floris, C.; Frongia, A.; Piras, P. P. *Tetrahedron* **2000**, *56*, 4555–4563. (d) Gaini-Rahimi, S.; Steeneck, C.; Meyer, I.; Fitjer, L.; Pauer, F.; Noltemeyer, M. *Tetrahedron* **1999**, *55*, 3905–3916. (e) Giersig, M.; Wehle, D.; Fitjer, L.; Schormann, N.; Clegg, W. *Chem. Ber.* **1988**, *121*, 525–531.
- (170) (a) Miyata, J.; Nemoto, H.; Ihara, M. *J. Org. Chem.* **2000**, *65*, 504–512. (b) Nemoto, H.; Yoshida, M.; Fukumoto, K.; Ihara, M. *Tetrahedron Lett.* **1999**, *40*, 907–910. (c) Nemoto, H.; Miyata, J.; Yoshida, M.; Raku, N.; Fukumoto, K. *J. Org. Chem.* **1997**, *62*, 7850–7857. (d) Nemoto, H.; Tanabe, T.; Fukumoto, K. *J. Org. Chem.* **1995**, *60*, 6785–6790. (e) Nemoto, H.; Ishibashi, H.; Nagamochi, M.; Fukumoto, K. *J. Org. Chem.* **1992**, *57*, 1707–1712. (f) Slessor, K. N.; Oehlschlager, A. C.; Johnston, B. D.; Pierce, H. D., Jr.; Grewal, S. K.; Wickremesinghe, L. K. G. *J. Org. Chem.* **1980**, *45*, 2290–2297.
- (171) Hsiao, C.-N.; Hannick, S. M. *Tetrahedron Lett.* **1990**, *31*, 6609–6612.
- (172) Chevtchouk, T.; Ollivier, J.; Salaün, J. *Tetrahedron: Asymmetry* **1997**, *8*, 1011–1014.
- (173) (a) Lee, K.-J.; Kim, D.-W. *J. Heterocycl. Chem.* **1997**, *34*, 1301–1306. (b) Krief, A.; Ronvaux, A.; Tuch, A. *Tetrahedron* **1998**, *54*, 6903–6908.
- (174) Yoshida, M.; Ismail, M. A.-H.; Nemoto, H.; Ihara, M. *Heterocycles* **1999**, *50*, 673–675.
- (175) Krief, A.; Ronvaux, A.; Tuch, A. *Bull. Soc. Chim. Belg.* **1997**, *106*, 699–702.
- (176) Barion, D.; David, G.; Link, M.; Nieger, M.; Niecke, E. *Chem. Ber.* **1993**, *126*, 649–655.
- (177) Hung, J.-T.; Yang, S.-W.; Gray, M. G.; Lammertsma, K. *J. Org. Chem.* **1993**, *58*, 6786–6790.
- (178) Satoh, T.; Kawase, Y.; Yamakawa, K. *Bull. Chem. Soc. Jpn.* **1991**, *64*, 1129–1135.
- (179) Bernard, A. M.; Piras, P. P. *Synlett* **1997**, 585–586.
- (180) Goldschmidt, Z.; Mauda, S. *Tetrahedron Lett.* **1976**, 4183–4186.
- (181) Goldschmidt, Z.; Finkel, D. *J. Chem. Soc., Perkin Trans. 1* **1983**, 45–47.
- (182) (a) Herriott, A. W.; Jones, W. M. *Tetrahedron Lett.* **1967**, 2387–2391. (b) Meinwald, J.; Wheeler, J. W.; Nimetz, A. A.; Liu, J. S. *J. Org. Chem.* **1965**, *30*, 1038–1046.
- (183) Byrne, L. T.; Payne, A. D.; Roemkens, C. H.; Wege, D. *Aust. J. Chem.* **1999**, *52*, 395–401.
- (184) (a) Binger, P.; Doyle, M. J.; Benn, R. *Chem. Ber.* **1983**, *116*, 1–10. (b) Büch, H. M.; Binger, P. In *Organometallic Syntheses*; King, R. B., Eisch, J. J., Eds.; Elsevier: Amsterdam, 1988; Vol. 4, pp 330–341.
- (185) See, for example: Buchwald, S. L.; Nielsen, R. B. *Chem. Rev.* **1988**, *88*, 1047–1058.
- (186) (a) Mashima, K.; Takaya, H. *Organometallics* **1985**, *4*, 1464–1466. (b) Mashima, K.; Sakai, N.; Takaya, H. *Bull. Chem. Soc. Jpn.* **1991**, *64*, 2475–2483.
- (187) Binger, P.; Müller, P.; Podubrin, S.; Albus, S.; Krüger, C. *J. Organomet. Chem.* **2002**, *656*, 288–298.
- (188) (a) Stang, P. J.; Song, L.; Lu, Q.; Halton, B. *Organometallics* **1990**, *9*, 2149–2154. (b) Halton, B. *Pure Appl. Chem.* **1990**, *62*, 541–546.
- (189) Lenarda, M.; Bresciani Pahor, N.; Calligaris, M.; Graziani, M.; Randaccio, L. *Inorg. Chim. Acta* **1978**, *26*, L19–L20.
- (190) Maercker, A.; Klein, K.-D. *Angew. Chem., Int. Ed. Engl.* **1989**, *28*, 83–84.
- (191) Maercker, A.; Daub, V. E. E. *Tetrahedron* **1994**, *50*, 2439–2458.
- (192) Fe: (a) Whitesides, T. H.; Slaven, R. W. *J. Organomet. Chem.* **1974**, *67*, 99–108. (b) Whitesides, T. H.; Slaven, R. W.; Calabrese, J. C. *Inorg. Chem.* **1974**, *13*, 1895–1899. (c) Green, M.; Howard, J. A. K.; Hughes, R. P.; Kellett, S. C.; Woodward, P. *J. Chem. Soc., Dalton Trans.* **1975**, 2007–2014. (d) Pinhas, A. R.; Samuelson, A. G.; Risemberg, R.; Arnold, E. V.; Clardy, J.; Carpenter, B. K. *J. Am. Chem. Soc.* **1981**, *103*, 1668–1675. Ni: (e) Englert, M.; Jolly, P. W.; Wilke, G. *Angew. Chem., Int. Ed. Engl.* **1971**, *10*, 77. (f) Reference 184a. (g) Isaeva, L. S.; Peganova, T. A.; Petrovskii, P. V.; Furrmann, D. B.; Zotova, S. V.; Kudryashov, A. V.; Bragin, O. V. *J. Organomet. Chem.* **1983**, *258*, 367–372. Pd: (h) Green, M.; Hughes, R. P. *J. Chem. Soc., Dalton Trans.* **1976**, 1880–1889.
- (193) Chisnall, B. M.; Green, M.; Hughes, R. P.; Welch, A. J. *J. Chem. Soc., Dalton Trans.* **1976**, 1899–1907.
- (194) Green, M.; Hughes, R. P.; Welch, A. J. *J. Chem. Soc., Chem. Commun.* **1975**, 487–489.
- (195) Green, M.; Hughes, R. P. *J. Chem. Soc., Chem. Commun.* **1975**, 619–620.
- (196) Huang, X.; Zhou, H. *Org. Lett.* **2002**, *4*, 4419–4422.
- (197) de Meijere, A.; Kaufmann, A.; Lackmann, R.; Militzer, H.-C.; Reiser, O.; Schömenauer, S.; Weier, A. In *Organometallics in Organic Synthesis 2*; Werner, H., Erker, G., Eds.; Springer-Verlag: Berlin, 1989; pp 255–276.
- (198) Stolle, A.; Becker, H.; Salaün, J.; de Meijere, A. *Tetrahedron Lett.* **1994**, *35*, 3517–3520.
- (199) (a) Smit, V. A.; Kireev, S. L.; Nefedov, O. M.; Tarasov, V. A. *Tetrahedron Lett.* **1989**, *30*, 4021–4024. (b) Smit, V. A.; Kireev, S. L.; Nefedov, O. M. *Izv. Akad. Nauk SSSR, Ser. Khim.* **1987**, 2637–2638. (c) Corlay, H.; James, I. W.; Fouquet, E.; Schmidt, J.; Motherwell, W. B. *Synlett* **1996**, 990–992. (d) Witulski, B.; Gössmann, M. *Synlett* **2000**, 1793–1797.
- (200) Krafft, M. E.; Fu, Z.; Boñaga, L. V. R. *Tetrahedron Lett.* **2001**, *42*, 1427–1431.
- (201) Corlay, H.; Fouquet, E.; Magnier, E.; Motherwell, W. B. *J. Chem. Soc., Chem. Commun.* **1999**, 183–184.
- (202) For a review on domino reactions, see: Tietze, L.-F.; Beifuss, U. *Angew. Chem., Int. Ed. Engl.* **1993**, *32*, 131–164.
- (203) Reviews: (a) Poli, G.; Giambastiani, G.; Heumann, A. *Tetrahedron* **2000**, *56*, 5959–5989. (b) de Meijere, A.; Bräse, S. *J. Organomet. Chem.* **1999**, *576*, 88–110.
- (204) Foerstner, J.; Kozhushkov, S. I.; Binger, P.; Wedemann, P.; Noltemeyer, M.; de Meijere, A.; Butenschön, H. *J. Chem. Soc., Chem. Commun.* **1998**, 239–240.
- (205) (a) Dieck, H. A.; Heck, R. F. *J. Org. Chem.* **1975**, *40*, 1083–1090. (b) Mitsudo, T.; Fischetti, W.; Heck, R. F. *J. Org. Chem.* **1984**, *49*, 1640–1646. (c) Meyer, F. E.; Ang, K. H.; Steinig, A.; de Meijere, A. *Synlett* **1994**, 191–193. (d) Bräse, S.; de Meijere, A. *Angew. Chem., Int. Ed. Engl.* **1995**, *34*, 2545–2547. (e) Ang, K. H.; Bräse, S.; Steinig, A. G.; Meyer, F. E.; Llebaria, A.; Voigt, K.; de Meijere, A. *Tetrahedron* **1996**, *52*, 11503–11528. (f) Kim, S.; Takeuchi, D.; Osakada, K. *J. Am. Chem. Soc.* **2002**, *124*, 762–763.
- (206) (a) Fournet, G.; Balme, G.; Gore, J. *Tetrahedron Lett.* **1987**, *28*, 4533–4536. (b) Fournet, G.; Balme, G.; Barieux, J. J.; Gore, J. *Tetrahedron* **1988**, *44*, 5821–5832.
- (207) Bhat, L.; Steinig, A. G.; Appelbe, R.; de Meijere, A. *Eur. J. Org. Chem.* **2001**, 1673–1680.
- (208) Trost, B. M. *Acc. Chem. Res.* **1990**, *23*, 34–42.
- (209) For a review on the cyclopropylcarbinylmetal-homoallylmetal rearrangement, see: Dyker, G. *Angew. Chem., Int. Ed. Engl.* **1995**, *34*, 2223–2224.
- (210) Camacho, D. H.; Nakamura, I.; Saito, S.; Yamamoto, Y. *J. Org. Chem.* **2001**, *66*, 270–275.
- (211) Camacho, D. H.; Nakamura, I.; Saito, S.; Yamamoto, Y. *Angew. Chem., Int. Ed. Engl.* **1999**, *38*, 3365–3367.
- (212) (a) Nakamura, I.; Itagaki, H.; Yamamoto, Y. *J. Org. Chem.* **1998**, *63*, 6458–6459. (b) Nakamura, I.; Itagaki, H.; Yamamoto, Y. *Chem. Heterocycl. Compd.* **2001**, *12*, 1684–1692.
- (213) (a) Tsukada, N.; Shibuya, A.; Nakamura, I.; Yamamoto, Y. *J. Am. Chem. Soc.* **1997**, *119*, 8123–8124. (b) Tsukada, N.; Shibuya, A.; Nakamura, I.; Kitahara, H.; Yamamoto, Y. *Tetrahedron* **1999**, *55*, 8833–8844.
- (214) (a) Nakamura, I.; Saito, S.; Yamamoto, Y. *J. Am. Chem. Soc.* **2000**, *122*, 2661–2662. (b) Nakamura, I.; Siriwardana, A. I.; Saito, S.; Yamamoto, Y. *J. Org. Chem.* **2002**, *67*, 3445–3449.
- (215) Pohlmann, T.; de Meijere, A. *Org. Lett.* **2000**, *2*, 3877–3879.
- (216) Kozhushkov, S. I.; Brandl, M.; Yufit, D. S.; Machinek, R.; de Meijere, A. *Liebigs Ann./Recl.* **1997**, 2197–2204.
- (217) Akhachinskaya, T. V.; Donskaya, N. A.; Grishin, Yu. K.; Roznyatovskii, V. A.; Shabarov, Yu. S. *Zh. Org. Khim.* **1981**, *17*, 1429–1435; *Engl. Ed.* 1271–1276.
- (218) Tamm, M.; Thutewohl, M.; Ricker, C. B.; Bes, M. T.; de Meijere, A. *Eur. J. Org. Chem.* **1999**, 2017, 7–2024.
- (219) de Meijere, A.; Ernst, K.; Zuck, B.; Brandl, M.; Kozhushkov, S. I.; Tamm, M.; Yufit, D. S.; Howard, J. A. K.; Labahn, T. *Eur. J. Org. Chem.* **1999**, *64*, 3105–3115.
- (220) Notzel, M. W.; Tamm, M.; Labahn, T.; Noltemeyer, M.; Es-Sayed, M.; de Meijere, A. *J. Org. Chem.* **2000**, *65*, 3850–3852.
- (221) Notzel, M. W.; Labahn, T.; Es-Sayed, M.; de Meijere, A. *Eur. J. Org. Chem.* **2001**, 3025–3030.
- (222) Notzel, M. W.; Rauch, K.; Labahn, T.; de Meijere, A. *Org. Lett.* **2002**, *4*, 839–841.
- (223) Stein, J.-L.; Stella, L.; Surzur, J.-M. *Tetrahedron Lett.* **1980**, *21*, 287–288.

- (224) Kozhushkov, S. I.; Brandl, M.; de Meijere, A. *Eur. J. Org. Chem.* **1998**, 1535, 5–1542.
- (225) de Meijere, A.; Wenck, H.; Seyed-Mahdavi, F.; Viehe, H. G.; Gallez, V.; Erden, I. *Tetrahedron* **1986**, 42, 1291–1297.
- (226) Cheng, C.; Shimo, T.; Somekawa, K.; Kawaminami, M. *Tetrahedron Lett.* **1997**, 38, 9005–9008.
- (227) (a) Destabel, C.; Kilburn, J. D. *J. Chem. Soc., Chem. Commun.* **1992**, 596–598. (b) Destabel, C.; Kilburn, J. D.; Knight, J. *Tetrahedron Lett.* **1993**, 34, 3151–3154. (c) Santagostino, M.; Kilburn, J. D. *Tetrahedron Lett.* **1994**, 35, 8863–8866. (d) Destabel, C.; Kilburn, J. D.; Knight, J. *Tetrahedron* **1994**, 50, 11267–11288. (e) Destabel, C.; Kilburn, J. D.; Knight, J. *Tetrahedron* **1994**, 50, 11289–11302. (f) Pike, K. G.; Destabel, C.; Anson, M.; Kilburn, J. D. *Tetrahedron Lett.* **1998**, 39, 5877–5880.
- (228) For a review on cascade radical cyclizations, see: Malacria, M. *Chem. Rev.* **1996**, 96, 289–306.
- (229) For reviews on domino reactions promoted by SmI₂, see: (a) Molander, G. A.; Harris, C. R. *Tetrahedron* **1998**, 54, 3321–3354. (b) Skrydstrup, T. *Angew. Chem., Int. Ed. Engl.* **1997**, 36, 345–347.
- (230) (a) Boffey, R. J.; Santagostino, M.; Whittingham, W. G.; Kilburn, J. D. *J. Chem. Soc., Chem. Commun.* **1998**, 1875–1876. (b) Boffey, R. J.; Whittingham, W. G.; Kilburn, J. D. *J. Chem. Soc., Perkin Trans. 1* **2001**, 487–496.
- (231) Boffey, R. J.; Whittingham, W. G.; Kilburn, J. D. *Tetrahedron Lett.* **1999**, 40, 5625–5628.
- (232) Watson, F. C.; Kilburn, J. D. *Tetrahedron Lett.* **2000**, 41, 10341–10345.
- (233) Santagostino, M.; Kilburn, J. D. *Tetrahedron Lett.* **1995**, 36, 1365–1368.
- (234) Kim, S.; Joe, G. H.; Do, J. Y. *J. Am. Chem. Soc.* **1994**, 116, 5521–5522.
- (235) Penfold, D. J.; Pike, K.; Genge, A.; Anson, M.; Kitteringham, J.; Kilburn, J. D. *Tetrahedron Lett.* **2000**, 41, 10347–10351.

CR010005U

